

KITCHEN SOLUTIONS 2022



CONTENTS

Introduction

II

Right Angles. Unlimited Opportunities.

Corner Spaces

1

Exactly Where It All Should Go

Recycling, Waste and Laundry

21

The Cabinets are Just the Start

Cabinet Storage

55

Junk Drawers Don't Exist Here

Drawer Solutions

115

Same Spaces. Totally New Storage Places.

Shelving and Rail Systems, Countertop Supports
and Docking Drawer

145



ALLOW US TO ELABORATE

The title of this catalog is, "Kitchen Solutions" and while that phrasing encompasses many things, it's also a bit of an understatement. What you'll really find within these pages are an incomparable selection of products which add movement and intelligent function to kitchen spaces, all coupled with design elements which are standard-setting and beautiful.

A modern kitchen cabinet with a pull-out shelf. The shelf is dark and holds a light-colored wooden tray. The tray contains a glass decanter and several glasses. The cabinet door is a warm, textured brown. The background is a dark, textured wall.

DOORS FANTASTICALLY IN MOTION

Here at Häfele, we take door hardware very seriously. The way a cabinet door opens isn't just a mere convenience, it's a demonstration of artful design and engineering. No matter what the cabinet may contain, we know that the way doors operate is going to be a functional yet powerful statement, with each open and close.

Whether used in a home, office or some entirely different space, Häfele offers a wide range of new ways to make storage and cabinetry distinctive, practical and endlessly versatile.

For more information on cabinet opening solutions from Häfele, go to www.hafele.com.



THEY'RE CALLED FREE FOR A REASON

When Häfele decided to name its proprietary family of Lift-Up fittings Free, we wanted to call attention to the space-saving aspects of their innovative design. Lift-up fittings all open up – instead of out – this utilizes space more efficiently in kitchens, offices and nearly any other space or configuration. In the case of the innovative design of Free Space, the operative hardware extends out of your way during use, so this naturally space-saving design means increased storage area.


Equipped with feather-light movement, soft open and close, multi-position stop and available push-to-open technology, Free Space lift-up fittings are an innovative and elegant addition to any full-access kitchen project. Hardware installers also appreciate the ease of installation, normally only requiring one person.

For more information on the broader range of Free family of Lift-Up fittings from Häfele go to **www.hafele.com**.

CABINET ILLUMINATION - THE LATEST EXPECTATION

Is transformative design important to your projects? Consider the impact of Loox5 LED solutions. Adding unique design aesthetics to your projects is crucial and Loox5 LED illumination transforms the look of your space. Is making your projects future-ready an objective? Loox5 from Häfele adds a New Dimension to your designs and reflects the expectations of tomorrow's kitchen. The Loox5 LED Illumination System can deliver almost anything you need to achieve. For installers, the Class 2 Plug & Play system is intuitive and easy to install.

The Loox5 LED Illumination System - smarter, more efficient and brighter than ever, all while delivering new standards of color-rendering and general photometric performance.



See all Häfele's bright ideas in illumination in the
Loox LED Illumination System at www.hafele.com.

HAND. SELECTED.

Inspiration comes in many different shapes and styles ... all of which you'll find with Häfele's selection of handles, knobs and pulls. Whether you're looking for Modern, Transitional, Classic or even more distinct styles like Farmhouse and Coastal – exploring Häfele's decorative hardware is simple and easy.

Also, we offer items you can't find anywhere else in our Häfele Exclusive Collection of decorative hardware. Häfele worked with designers from around the globe to develop amazingly stylish, contemporary to transitional pieces with matt and brushed gold or black finishes. U.S.-based designers contributing their work to the Häfele Exclusive collection include notable industry names such as Addison Weeks, Matthew Quinn, Ken Harroff and Belwith Keeler. Their efforts help to make up 70+ remarkable handles and knobs.



Grab all the latest in decorative hardware in the **Decorative Handles and Knobs 2022 Catalog** at www.hafele.com.





RIGHT ANGLES. UNLIMITED OPPORTUNITIES.

Storage space is a terrible thing to waste – especially when it comes to corner spaces. We bring motion, functionality and style to these previously dark, forgotten, casserole dish graveyards.

CONTENTS

LEMANS	3-5
TWISTER	6
MAGIC CORNER I & II	7-12
REVO.	13-14
REVOLVING CORNER FITTINGS	15-20

LEMANS II

KESSEBÖHMER

- An efficient and flexible storage solution offering highly usable space with full access that brings cabinet contents out to you
- Height of door hinge must be considered
- Trays are height adjustable every 2"

soft&silent)))



TRAYS WITH ADJUSTABLE POST

- Maximum weight capacity per tray: 55 lbs.
- Minimum door opening: 85°
- Minimum internal cabinet height: 21 1/2"

Material

Melamine; Surround: Steel

Supplied With

2 Trays, 2 Posts, 2 Soft Close

Non
Slip



Maple/Champagne



White/Chrome



Gray/Chrome



Maple/Chrome

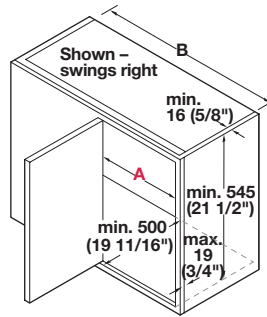
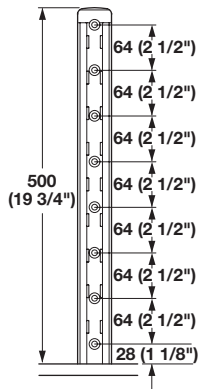






Anthracite/Chrome

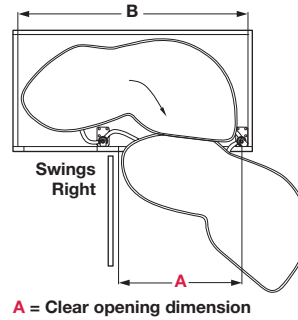
Model	Tray size	Capacity	Swing	Maple/ Champagne	White/ Chrome	Gray/ Chrome	SRP/set	Maple/ Chrome	SRP/set	Anthracite/ Chrome	SRP/set
40	12"	574 sq. in.	right	541.32.440	541.32.740	541.32.840	\$786.67	541.32.140	\$786.67	541.28.340	\$868.53
40	12"	574 sq. in.	left	541.32.441	541.32.741	541.32.841	\$786.67	541.32.141	\$786.67	541.28.341	\$868.53
45	15"	723 sq. in.	right	541.32.445	541.32.745	541.32.845	\$833.14	541.32.145	\$833.14	541.28.345	\$931.42
45	15"	723 sq. in.	left	541.32.446	541.32.746	541.32.846	\$833.14	541.32.146	\$833.14	541.28.346	\$949.78
50	18"	884 sq. in.	right	541.32.450	541.32.750	541.32.850	\$874.94	541.32.150	\$920.76	541.28.350	\$972.17
50	18"	884 sq. in.	left	541.32.451	541.32.751	541.32.851	\$874.94	541.32.151	\$920.76	541.28.351	\$972.17
60	21"	1,057 sq. in.	right	541.32.460	541.32.760	541.32.860	\$906.60	541.32.160	\$928.70	541.28.360	\$1,029.79
60	21"	1,057 sq. in.	left	541.32.461	541.32.761	541.32.861	\$906.60	541.32.161	\$928.70	541.28.361	\$1,029.79

LEMANS II

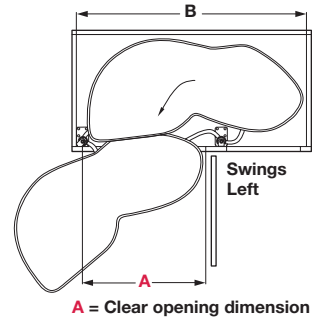
CRITICAL DIMENSIONS



Model/Tray Shape	Framed A min.	Frameless A min.	B min.
40 	355 mm (14")	362 mm (14 1/4")	780 mm (30 3/4")
45 	410 mm (16 1/8")	419 mm (16 1/2")	820 mm (32 1/4")
50 	450 mm (17 3/4")	467 mm (18 3/8")	920 mm (36 1/4")
60 	540 mm (21 1/4")	565 mm (22 1/4")	965 mm (38")



A = Clear opening dimension



A = Clear opening dimension

FILLER STRIP, OPTIONAL

- Please note required dimensions for when filler strips are needed
- W x D x H: 19 3/4" x 1 7/8" x 1/2"

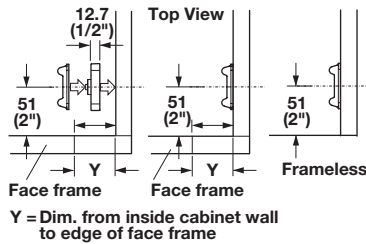
Material

Plastic



Use Filler Strip

Model	Y= 0-19 (3/4")	Y= 20-25 (13/16"-1")
40	1x	1x
45	1x	2x
50	—	1x
60	—	1x

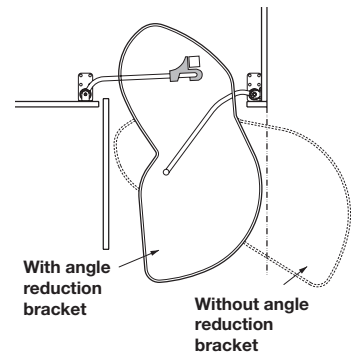


ANGLE REDUCTION BRACKET

- Used to restrict travel of LeMans when opening path is obstructed

Material

Plastic

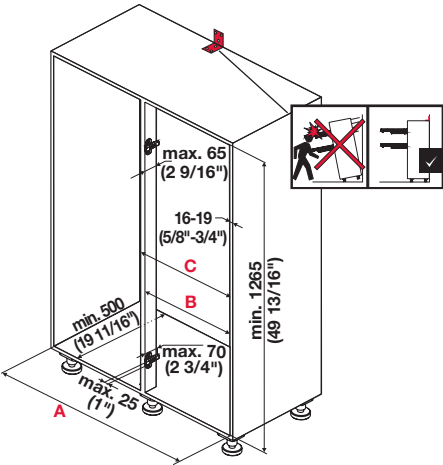


Color	Item No.	SRP/pc.
champagne	541.33.905	\$19.35

Color	Item No.	SRP/pc.
gray	541.32.506	\$31.97

LEMANS II

KESSEBÖHMER



Model	A	B	C
45	min. 35 3/8"	16 3/16"–16 1/2"	max. 17 3/4"
50	min. 39 3/8"	18 1/4"–18 1/2"	max. 19 5/8"
60	min. 39 3/8"	22 1/16"–22 3/8"	max. 23 5/8"



HIGHBOARD POST KIT

- Minimum inside cabinet height: 50"

Material

Steel and Plastic

Note

Order 2 LeMans II sets with the Post Kit.

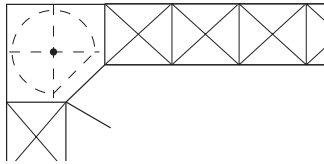


Finish	Item No.	SRP/pc.
champagne	541.30.473	\$174.12
white	541.30.773	\$174.14
silver	541.30.973	\$174.14

TWISTER

KESSEBÖHMER

- The offset post allows for easy storage of larger items, unobstructed access and maximum upper corner storage
- Height adjustable post with adjustable shelves
- For use in upper or wall corner cabinets



Non
Slip



ARENA PLUS TWISTER SET

- Maximum weight capacity per shelf: 18 lbs.
- Diameter: 19 3/4"

Material

Melamine; Surround and Post: Steel

Supplied With

Shelves, Post, Mounting Hardware



Maple/Champagne



Maple/Chrome



White/Chrome



Anthracite/Chrome

Height	Number of Shelves	Maple/ Champagne	SRP/set	Maple/ Chrome	SRP/set	White/ Chrome	SRP/set	Anthracite/ Chrome	SRP/set
25 15/16"-30 1/2"	2	542.91.812	\$800.71	542.91.112	\$751.46	542.92.212	\$800.69	542.91.112	\$751.46
32"-36 1/2"	3	542.91.813	\$1,070.50	542.91.113	\$1,004.64	542.92.213	\$1070.52	542.91.113	\$1,004.64
38"-42 1/4"	3	542.91.814	\$1,070.50	542.91.114	\$1,004.64	542.92.214	\$1070.50	542.91.114	\$1,004.64

MAGIC CORNER I

PEKA

- A pull-out frame attached to the base cabinet door, the Magic Corner I brings contents out to you
- Minimum door opening: 15 5/8" by using basket 11 5/8" in front door position: 19 3/8" with 15 3/8" baskets in front
- Storage capacity:
1,001 in² using 11 5/8" x 18 1/2" front and 15 3/8" x 18 1/2" back
1,138 in² using 15 3/8" x 18 1/2" front and back
- Maximum weight capacity:
Back: 20 lbs. per tray
Front: 15 lbs. per tray
- Approximate door opening angle: 75°

soft&silent)))



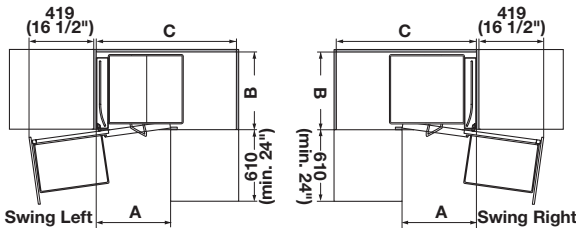
MAGIC CORNER I FRAME

- Inside height: 20 5/8"

Material
Steel, powder-coated; Slide: Steel

Supplied With
Mounting template

Note
Tray sets must be ordered separately, refer to pages 8 and 9.
Mounting hardware is not included.



A	B	C	Swing	Champagne	SRP/pc.	Silver	SRP/pc.
15 5/8"-23 5/8"	19 3/4"	38 3/8"-43 7/8"	right	546.17.417	\$1,455.20	546.17.917	\$1,455.22
15 5/8"-23 5/8"	19 3/4"	38 3/8"-43 7/8"	left	546.17.408	\$1,455.20	546.17.908	\$1,455.22


MAGIC CORNER I

ARENA PLUS TRAYS

- W x H: 18 1/2" x 3 1/2"

Material

Melamine; Surround: Steel, powder-coated



Maple/Champagne




Maple/Chrome



White/Chrome



Gray/Chrome



Non Slip

Color/Finish	Depth	Item No.	SRP/pc.
maple/chrome	11 5/8"	545.60.178	\$193.52
maple/chrome	15 3/8"	545.60.179	\$227.66
white/chrome	11 5/8"	545.60.278	\$193.52
white/chrome	15 3/8"	546.17.268	\$227.68
gray/chrome	11 5/8"	545.60.578	\$193.52
gray/chrome	15 3/8"	545.60.579	\$227.66

Supplied With

1 Tray

Color/Finish	Depth	Item No.	SRP/set
maple/champagne	11 5/8"	546.60.478	\$386.98
maple/champagne	15 3/8"	546.60.479	\$455.26

Supplied With

2 Trays

MAGIC CORNER I

FINELINE™

11 5/8" BOX

- W x D x H: 18 1/2" x 11 5/8" x 2 13/16"

Supplied With
1 Box



Material	Item No.	SRP/pc.
Birch	546.04.881	\$109.00
Walnut	546.04.781	\$195.62

15 3/8" BOX

- W x D x H: 18 1/2" x 15 3/8" x 2 13/16"

Supplied With
1 Box



Material	Item No.	SRP/pc.
Birch	546.04.882	\$131.34
Walnut	546.04.782	\$226.36

BRACKET SET

Supplied With
1 Bracket set (LH and RH)
4 Stainless Steel barrel nuts



Material/Finish	For 11 5/8" Box	SRP/set	For 15 3/8" Box	SRP/set
Steel/silver	546.04.901	\$52.00	546.04.902	\$73.66
Steel/champagne	546.04.801	\$52.00	546.04.802	\$73.66
304 Stainless Steel/brushed	546.04.001	\$66.00	546.04.002	\$96.18

MAGIC CORNER II

PEKA

- Simple, fluid motions bring the Magic Corner II storage trays completely out and to you
- Requires minimum door opening of 20 1/2" and additional clearance for door hinge
- Front baskets pull out and swivel to a 90° open position while back baskets are simultaneously moved to the cabinet opening
- Back baskets slide forward individually providing total access
- Storage capacity: 1,138 in²
- Maximum weight capacity: Back: 17 lbs. per tray
Front: 22 lbs. per tray

soft&silent)))



MAGIC CORNER II FRAME

- Inside height: 21 7/8"

Material


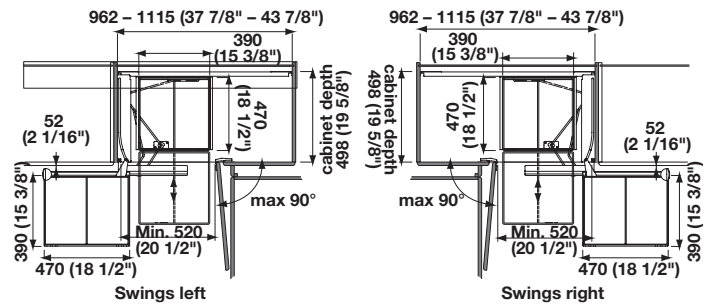
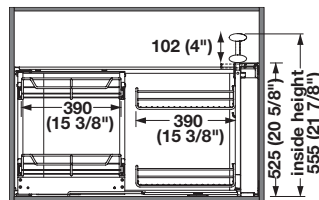
Steel, powder-coated

Supplied With

Mounting instructions

Note

Tray sets must be ordered separately, refer to pages 11 and 12.



Finish	Swing	Item No.	SRP/pc.
champagne	right	548.10.440	\$1,330.46
champagne	left	548.10.441	\$1,330.46
silver	right	548.10.240	\$1,323.28
silver	left	548.10.241	\$1,323.28

MAGIC CORNER II

ARENA PLUS TRAY SET



- Tray dimensions: Front: 15 3/8" x 18 1/2" x 3 1/2"
Back: 15 3/8" x 18 1/2" x 4"

Material

Melamine; Surround: Steel

Supplied With

4 Trays




Maple/Champagne




Maple/Chrome



White/Chrome



Gray/Chrome



Anthracite/Chrome

Color/Finish	Item No.	SRP/set
maple/champagne	548.11.466	\$932.10
maple/chrome	548.11.266	\$932.02
white/chrome	548.11.264	\$931.96
gray/chrome	548.11.566	\$931.96
anthracite/chrome	548.11.376	\$932.06

MAGIC CORNER II TRAVERSE SET

- Required when using Fineline™ boxes for Magic Corner II

Material

Steel

Supplied With

1 set



Finish	Item No.	SRP/set
silver	548.10.290	\$137.26
champagne	548.10.890	\$182.02

MAGIC CORNER II

FINELINE™

15 3/8" BOX

- W x D x H: 18 1/2" x 15 3/8" x 2 13/16"

Supplied With

1 Box



Material	Item No.	SRP/pc.
Birch	546.04.882	\$131.34
Walnut	546.04.782	\$226.36
Black ash	546.04.382	\$173.24

BRACKET SET, FOR 15 3/8" BOX

Supplied With

- 1 Bracket set (LH and RH)
- 4 Stainless Steel barrel nuts



Material/Finish	Item No.	SRP/set
Steel/silver	546.04.902	\$73.66
Steel/champagne	546.04.802	\$73.66
304 Stainless Steel/brushed	546.04.002	\$96.18

18 1/2" REAR BOX

- W x D x H: 15 3/8" x 18 1/2" x 2 13/16"

Supplied With

1 Box



Material	Item No.	SRP/pc.
Birch	546.04.890	\$131.34
Walnut	546.04.790	\$226.36
Black ash	546.04.390	\$173.24

BRACKET SET, FOR 18 1/2" REAR BOX

Supplied With

- 1 Bracket set (LH and RH)
- 4 Stainless Steel barrel nuts



Material/Finish	Item No.	SRP/set
Steel/silver	546.04.900	\$73.66
Steel/champagne	546.04.800	\$73.66
304 Stainless Steel/brushed	546.04.000	\$96.18

REVO

- For frameless and face frame construction
- For front mounted internally revolving doors
- When opened, the folding doors are drawn inwards and revolve through the cabinet interior
- Weight capacity: 55 lbs. per shelf evenly distributed

Material

Steel, powder-coated

Supplied With

Brackets
Mounting instructions

Note

Please note the cabinet bottom must be positioned lower if the door is to match adjacent cabinetry.



Finish	Item No.	SRP/pc.
silver RAL 9006	541.06.901	\$409.62

REVO

ARENA PLUS THREE QUARTER ROUND SHELF

- Easy to install shelves with heavy weight capacity
- For base units: 36" x 36"
- Diameter: 31 7/8"

Material

Melamine; Surround: Steel

Supplied With

Trays



Maple/Champagne



Maple/Chrome



White/Chrome



Gray/Chrome



Anthracite/Chrome



Non
Slip

Color/Finish	Item No.	SRP/pc.	SRP/set
maple/champagne	541.06.158	\$767.40	-
maple/chrome	541.06.958	\$831.84	-
white/chrome	541.06.758	\$767.40	-
gray/chrome	541.06.558	\$829.00	-
anthracite/chrome	541.06.285	-	\$1,027.48

DOOR STOP WITH BUMPER

- Use with revolving kitchen corner units such as Häfele's Suzie-Q®
- Inset doors when self-closing concealed hinges are used
- Various inset door applications

Material

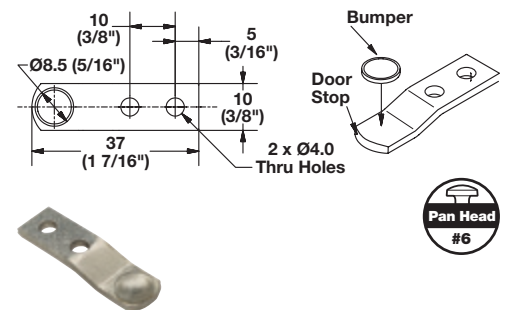
Bracket: Steel; Bumper: Polyurethane

Supplied With

48 Brackets and bumpers in a polybag

Note

Bumpers are not applied, screws must be ordered separately.

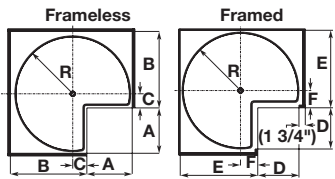


Finish	Item No.	SRP/pkg.
nickel-plated	251.79.600	\$25.20

REVOLVING THREE-QUARTER

KESSEBÖHMER

- Perfect for both framed and frameless cabinet designs, the Revolving Three-Quarter maximizes storage space in style
- Works with overlay and inset doors
- Shelves should be positioned above or below door hinges
- Post mounted



Ø	R	A	B	C	D	E	F
28"	14"	11 9/16"	17 1/2"	2 15/16"	10 9/16"	18 1/4"	3 11/16"
32"	16 1/8"	12 5/8"	20 3/4"	4"	11 3/8"	21 1/2"	4 3/4"



ARENA PLUS SHELF SET

Material

Melamine; Surround: Steel

Note

Use with posts on opposite page.

Supplied With

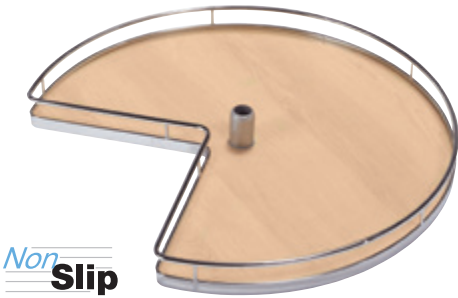
2 Shelves



Maple/Champagne

Maple/Chrome

White/Chrome



Diameter	Maple/ Champagne	SRP/set	Maple/Chrome	SRP/set	White/Chrome	SRP/set	Anthracite/ Chrome	SRP/set
28"	541.11.812	\$719.47	541.11.112	\$719.45	541.11.212	\$719.45	541.06.296	\$893.52
32"	541.11.813	\$719.50	541.11.113	\$719.47	541.11.213	\$719.47	541.06.297	\$893.52

REVOLVING THREE-QUARTER

CENTER POST

- Height adjustable: 25 13/16"–29 1/4"
- Must be mounted to top and bottom shelf of cabinet

Material

Steel



Finish	Item No.	SRP/pc.
matt nickel	541.17.226	\$89.48
chrome	541.17.227	\$89.48

TRIPOD POST

- With stand for cabinet bottom mounting
- Can be retrofitted in a 36" corner cabinet
- Minimum internal height: 18 13/16"

Material

Post: Steel, plated; Bearing: Plastic

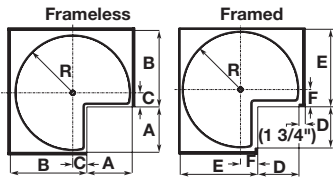


Finish	Item No.	SRP/pc.
matt nickel	541.56.891	\$111.24
chrome	541.46.291	\$111.22

SUPER SUSAN

KESSEBÖHMER

- Two shelves unobstructed by hardware are a convenient addition to any kitchen looking to maximize base cabinet storage potential
- Bearing is pre-mounted and comes ready to install
- Shelf mounted
- Entire floor space of shelf can be used
- For use behind hinged doors



Ø	R	A	B	C	D	E	F
28"	14"	11 9/16"	17 1/2"	2 15/16"	10 9/16"	18 1/4"	3 11/16"
32"	16 1/8"	12 10/16"	20 3/4"	4"	11 3/8"	21 1/2"	4 3/4"



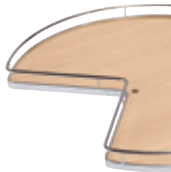
ARENA PLUS SHELF SET

Material
Melamine; Surround: Steel

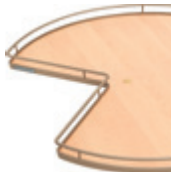
Supplied With
2 Shelves

Note
The 28" version will fit in a 33" pie-cut corner cabinet.
The 32" version will fit in a 36" pie-cut corner cabinet.

Non Slip



Maple/Chrome



Maple/Champagne



White/Chrome



Gray/Chrome



Diameter	Color/Finish	Item No.	SRP/set
28"	maple/champagne	541.11.852	\$1,015.37
28"	maple/chrome	541.11.152	\$1,008.43
28"	white/chrome	541.11.252	\$1,015.34
28"	anthracite/chrome	541.06.266	\$907.54
32"	maple/champagne	541.11.853	\$1,015.37
32"	maple/chrome	541.11.153	\$952.92
32"	white/chrome	541.11.253	\$1,015.39
32"	gray/chrome	541.11.263	\$956.04
32"	anthracite/chrome	541.06.267	\$907.54

REVOLVING SHELVES

- Functional, efficient storage in traditional, durable wood features 360° rotation for easy access
- Shelf height can be adjusted to clear door hinges
- Height: 26"-32"



FULL ROUND SHELF

- Pole mounted

Material

Birch

Supplied With

2 Shelves, Pole



Diameter	Item No.	SRP/set
18"	542.58.151	\$238.30
20"	542.58.154	\$318.94
24"	542.58.155	\$314.28
28"	542.58.152	\$338.83

KIDNEY SHELF

- Pole mounted

Material

Birch

Supplied With

2 Shelves, Pole



Diameter	Item No.	SRP/set
24"	542.58.135	\$314.28
28"	542.58.132	\$571.15
32"	542.58.133	\$394.73

FULL ROUND SHELF

- Shelf mounted

Material

Birch



Diameter	Item No.	SRP/pc.
18"	542.58.141	\$237.38
20"	542.58.144	\$339.36
24"	542.58.145	\$336.46
28"	542.58.142	\$400.70

KIDNEY SHELF

- Shelf mounted

Material

Birch



Diameter	Item No.	SRP/pc.
24"	542.58.125	\$322.44
28"	542.58.122	\$407.18
32"	542.58.123	\$440.28

LAZY SUSANS

- An update to the classic design, these Lazy Susans come in an array of sizes and styles to best fit your storage needs
- For revolving doors
- Tested to 100,000 cycles
- Inside tray rim height: 1 1/8"
- Weight capacity per shelf: 18" - 28 lbs.
24" - 50 lbs.
28" - 70 lbs.
32" - 95 lbs.



PIE-CUT SHELF SET

- Trays attach to the revolving door
- Telescopic post for 26"-32" inside cabinet heights

Material

Polypropylene; Color: white
Post: Steel; Finish: chrome

Supplied With

2 Shelves, Post



Diameter	Item No.	SRP/set
18"	542.94.751	\$88.39
24"	542.94.752	\$146.30
28"	542.94.754	\$170.23

KIDNEY SHELF SET

- For use behind pie-cut hinged doors
- Telescopic post for 26"-32" inside cabinet heights

Material

Polypropylene; Color: white
Post: Steel; Finish: chrome

Supplied With

2 Shelves, Post



Diameter	Item No.	SRP/set
18"	542.94.701	\$116.47
24"	542.94.703	\$134.02
28"	542.94.704	\$139.01
32"	542.94.705	\$195.07

LAZY SUSANS

- For hinged door applications
- Tested to 100,000 cycles
- Inside shelf rim height of 1 1/8"
- Weight capacity per shelf: 18" - 28 lbs.
24" - 50 lbs.
28" - 70 lbs.
32" - 95 lbs.



FULL ROUND SHELF SET

- Telescopic post fits inside cabinet heights 26"–32"

Material

Polypropylene; Color: white; Post: Steel; Finish: chrome

Supplied With

2 Shelves, Post



Diameter	Item No.	SRP/set
18"	542.96.701	\$89.09
24"	542.96.702	\$117.79
28"	542.96.704	\$160.92
32"	542.96.705	\$252.46



EXACTLY WHERE IT ALL SHOULD GO

The things you do in the kitchen, out in the world and just life in general create waste, dirt or things which need to be laundered. Don't ignore the places where they should go in your designs. We didn't.

CONTENTS

SIDE MOUNT WASTE BINS	23-26
BOTTOM MOUNT WASTE BINS	27-42
TOP MOUNT WASTE BINS	43-45
WOOD FRAME BOTTOM MOUNT	46-47
RECYCLING, DOOR MOUNTED & FREE STANDING WASTE BINS	48-50
GROMMETS AND WASTE BIN OPENERS	51
LAUNDRY HAMPERs	52-54

US CARGO

HAILO

- A sleek and functional addition to any kitchen, the US Cargo hides your waste bin behind a base cabinet door
- Easy to install clip-on frame; side wall mounted
- Sturdy metal lid, suitable as shelf
- Smaller bin for bio-bin, dog/cat food, or plastic bags (US Cargo 15 and 18 only)
- 130,000 cycle tested
- Full extension slides with overtravel
- Weight capacity: 120 lbs.



US CARGO 15

- With soft close
- Inside cabinet dimensions W x H x D: 13 1/2"–14 1/16" x 21" x 22 5/8"
- Min. inside face frame clearance: 12"
- Capacity: 1 x 44.4 qts.; 1 x 9 qts.

Material

Steel, powder-coated; Bins: Plastic



Frame/Bins	Item No.	SRP/pc.
champagne/light gray	502.74.812	\$465.80
silver/light gray	502.74.222	\$474.50

US CARGO 18

- With soft close
- Inside cabinet dimensions W x H x D: 16 1/4"–16 3/4" x 21" x 22 5/8"
- Min. inside face frame clearance: 14 3/4"
- Capacity: 1 x 44.4 qts.; 1 x 7.4 qts.

Material

Steel, powder-coated; Bins: Plastic



Frame/Bins	Item No.	SRP/pc.
champagne/light gray	502.74.813	\$530.98
silver/light gray	502.74.571	\$535.88

US CARGO

US CARGO 21

- With soft close
- Inside cabinet dimensions: W x H x D: 19 1/2"-20 1/16" x 21" x 22 3/4"
- Minimum inside face frame clearance: 18"
- Capacity: 2 x 44.4 qts. (88.8 qts.)

Material

Steel, powder-coated; Bins: Plastic



Frame/Bins	Item No.	SRP/pc.
champagne/light gray	502.74.852	\$500.64
silver/light gray	502.74.573	\$498.50

US CARGO 24

- With soft close
- Inside cabinet dimensions: W x H x D: 22 1/2"-23 1/16" x 21" x 22 3/8"
- Minimum inside face frame clearance: 21"
- Capacity: 2 x 37 qts.; 2 x 10.6 qts.

Material

Steel, powder-coated; Bins: Plastic



Frame/Bins	Item No.	SRP/pc.
dark silver gray/light gray	502.74.535	\$505.82

REPLACEMENT BINS

Material

Plastic; Color: light gray



Capacity	Item No.	SRP/pc.
7.4 qts.	502.70.980	\$39.24
9 qts.	502.70.930	\$34.30
44.4 qts.	502.74.900	\$96.48

EURO CARGO

HAILO

- Sturdy metal lid, suitable as shelf
- With telescopic over extension ball bearing slides with soft close
- 100,000 cycle tested
- Weight capacity: 110 lbs.

soft&silent)))



EURO CARGO 30 S

- Inside cabinet dimensions:
W x D x H: 10 5/16"–10 9/16" x 17 1/2" x 17 9/16"

Material

Steel, powder-coated; Bins: Plastic



Frame/Bins	Item No.	SRP/pc.
silver gray/light gray	502.73.900	\$444.10

EURO CARGO 45

- Inside cabinet dimensions:
W x D x H: 16 1/4"–16 1/2" x 20 13/16" x 21 7/16"
- Capacity: 2 x 40.15 qts. (80.3 qts.)

Material

Steel, powder-coated; Bins: Plastic



Frame/Bins	Item No.	SRP/pc.
silver gray/light gray	503.70.532	\$472.36

EURO CARGO

EURO CARGO 60

- Inside cabinet dimensions:
W x D x H:
22 1/8"–22 3/8" x
20 13/16" x 21 7/16"
- Capacity: 2 x 40.15 qts.
(80.3 qts.); 1 x 12.6 qts.
and 1 x 2.6 qts.

Material

Steel, powder-coated; Bins: Plastic



Frame/Bins	Item No.	SRP/pc.
silver gray/light gray	503.70.555	\$544.88

REPLACEMENT BINS

Material

Plastic: Color: light gray



Capacity	Item No.	SRP/pc.
2.6 qts.	503.70.990	\$12.00
12.6 qts.	503.70.991	\$18.00
31.7 qts.	502.73.991	\$78.14
40.15 qts.	502.73.992	\$91.30

LIBERO 3.0

- For base cabinets from 12"–48" wide
- Put your foot under the sensor and lift to activate the unit
- Mounts in the front section of the bottom panel
- Low voltage device, 5v input, with Micro-USB socket

HANDS FREE DOOR OPENER

- Consumption: <10w, Standby: <1w
- Power supply: 110v–230v with 6 ft. power cable
- Splash-proof according to IP 21
- Settings and adjustments available via connected device

Material

Plastic

Supplied With

Opener
Wall plug
6 ft. cable
Mounting screws



Color	Item No.	SRP/pc.
light gray	502.15.117	\$445.46



WASTE BINS

KESSEBÖHMER

- Bottom mount with soft close
- A simple, flexible design which leaves room for multiple waste bins, cleaning supplies or other storage needs
- Quick installation with drilling template for floor and door
- Easy front adjustment in all directions
- For cabinets with overlay or inset doors
- Weight capacity: 100 lbs.

soft&silent)))



FRAME WITH SINGLE WASTE BIN

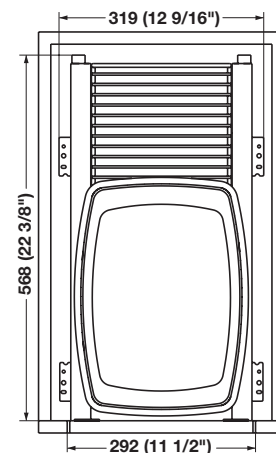
- Minimum height of opening: 36 qts. - 19 1/4"
52 qts. - 24"
- Minimum width of opening: Face frame: 11 1/2"
Frameless: 12 9/16"
- Actual width of sliding unit: 11 1/8"
- W x D x H: 11 1/2" x 22 3/8" x 10"

Material

Steel, powder-coated; Bin: Plastic

Note

Bulk pack supplied with 16 pcs. Order bins separately.




Finish/Color	36 Qts.	SRP/pc.	52 Qts.	SRP/pc.	Bulk	SRP/pc.
champagne/champagne	502.56.820	\$514.13	502.56.822	\$437.35	502.56.830	\$411.10
silver/gray	502.56.920	\$514.08	502.56.922	\$435.50	502.56.930	\$411.10
chrome/white	502.56.220	\$549.70	502.56.222	\$472.01	502.56.230	\$446.83

PUSH TO OPEN KIT

- Mechanical operation – no need for electricity
- No change to pull-out installation required
- Easy to retrofit with Kesseböhmer V-Rail pull-out
- Can be operated with or without door handles

Material

Steel



Finish	Item No.	SRP/pc.
silver	502.56.998	\$336.50
champagne	502.56.999	\$336.50

WASTE BINS

FRAME WITH DOUBLE WASTE BINS

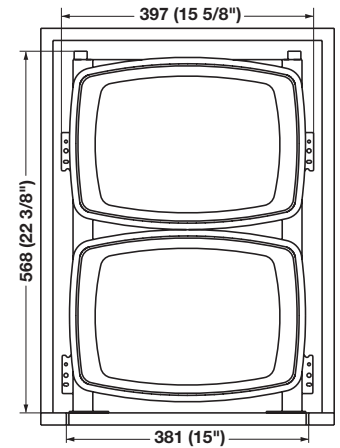
- Minimum height of opening: 36 qts. - 19 1/4"
52 qts. - 24"
- Minimum width of opening: Face frame: 15"
Frameless: 15 5/8"
- Actual width of sliding unit: 14 5/8"
- W x D x H: 14" x 22 3/8" x 10"

Material

Steel, powder-coated; Bins: Plastic

Note

Bulk pack supplied with 16 pcs. Order bins separately.



Frame/Bins	2 x 36 Qts.	SRP/pc.	2 x 52 Qts.	SRP/pc.	Bulk/Frame Only	SRP/pc.
champagne/ champagne	502.56.840	\$496.08	502.56.842	\$446.23	502.56.850	\$361.94
silver/gray	502.56.940	\$496.08	502.56.942	\$444.62	502.56.950	\$361.94
chrome/white	502.56.240	\$532.87	502.56.242	\$476.90	502.56.250	\$396.46

REPLACEMENT WASTE BINS

- W x D x H: 36 qts. - 14" x 10 1/2" x 18"
52 qts. - 14" x 10 1/2" x 22"

Material

Plastic



Color	36 Qts.	SRP/pc.	52 Qts.	SRP/pc.
champagne	503.88.121	\$45.70	503.88.124	\$50.33
white	503.88.721	\$43.63	503.88.724	\$55.75
gray	503.88.521	\$44.81	503.88.524	\$54.05

WASTE BIN LIDS


- Helps trap odors in the waste bin
- L x W x H: 14 3/16" x 10 13/16" x 1 3/8"

Material

Plastic

Note

Can be used with 36 qt. or 52 qt. waste bins.
Recommended to use one lid per waste pull-out
(on the front bin in double bin applications).



Color	Item No.	SRP/pc.
champagne	503.88.189	\$37.82
white	503.88.789	\$37.82
gray	503.88.589	\$37.82

HÄFELE MATRIX

- Bottom mount
- Efficient recycling & waste solution with a single bin and rear storage compartment or double bins
- Double wall steel frame system provides heavy duty structure and a stylish design
- Unit comes pre-assembled
- Designed for face frame or frameless cabinets
- 6-way door front adjustment
- Full extension progressive action runners with soft close
- Quick mounting, bottom bracket rests against back of face frame (3/4" from front edge)
- Weight capacity: 110 lbs.

soft&silent)))

Service+



SINGLE AND DOUBLE BIN UNITS

- Minimum opening width: 12" - Face Frame
12 3/4" - Frameless
13 1/2" - With door brackets reversed for full overlay 5 piece doors
- Minimum height of opening: 36 and 27 qts. - 19 1/4"
52 qts. - 24"
- Minimum inside depth: 21 13/16"

Material

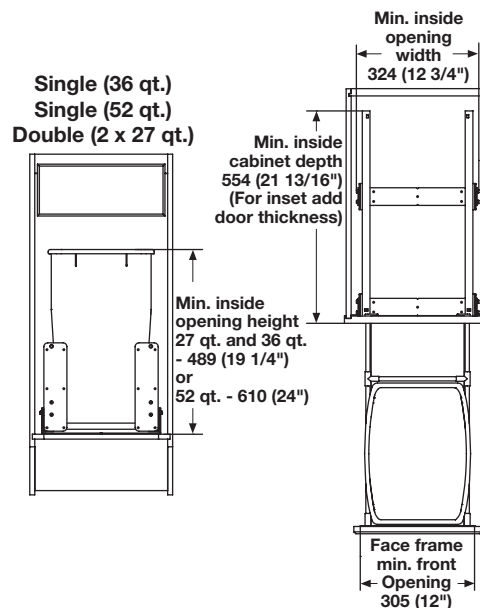
Steel, Particle Board; Bins: Plastic

Supplied With

Mounting screws, Mounting instructions

Note

Add your door thickness for inset applications.



Frame	Bottom and Back	Bin	Single (36 Qts.)	SRP/pc.	Bin	Double (2 x 27 Qts.)	SRP/pc.	Single (52 Qts.)	SRP/pc.
white	white melamine	white	503.15.721	\$365.66	white	503.15.731	\$379.80	503.15.723	\$384.76
anthracite	black melamine	gray	503.15.221	\$369.72	white	503.15.231	\$382.76	503.15.223	\$387.58
champagne	maple melamine	champagne	503.15.821	\$344.54	white	503.15.831	\$354.18	503.15.823	\$356.62

HÄFELE MATRIX

DOUBLE BIN UNITS

- Minimum opening width: 14 3/4" - Face Frame
15 1/2" - Frameless
16 1/4" - With door brackets
reversed for full overlay 5 piece doors
- Minimum height of opening: 36 qts. - 19 1/4"
52 qts. - 24"
- Minimum inside depth: 21 13/16"

Material

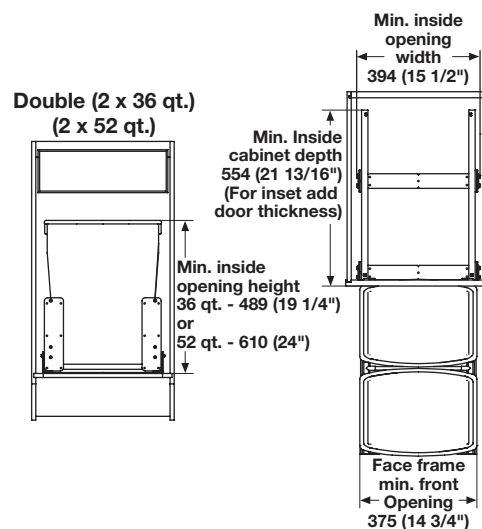
Steel, Particle Board; Bins: Plastic

Supplied With

Mounting screws, Mounting instructions

Note

Add your door thickness for inset applications.



Frame	Bottom and Back	Bins	2 x 36 Qts.	SRP/pc.	2 x 52 Qts.	SRP/pc.
white	white melamine	white	503.15.722	\$397.36	503.15.724	\$436.08
anthracite	black melamine	gray	503.15.222	\$399.82	503.15.224	\$435.98
champagne	maple melamine	champagne	503.15.822	\$385.16	503.15.824	\$410.30

WASTE BIN LIDS

- Helps trap odors in the waste bin
- L x W x H: 14 3/16" x 10 13/16" x 1 3/8"

Material

Plastic

Note

Can be used with 36 qt. or 52 qt. waste bins.
Recommended to use one lid per waste pull-out
(on the front bin in double bin applications).



Color	Item No.	SRP/pc.
champagne	503.88.189	\$37.82
white	503.88.789	\$37.82
gray	503.88.589	\$37.82

ELECTRONIC WASTE BIN AUTO OPEN KIT

- Surface mounts to the cabinet floor
- Waste bin pull-out must be ordered separately



	Item No.	SRP/pc.
	553.00.430	\$547.13


WASTE BINS

SALICE

- Bottom or side mounted
- Fully adjustable for depth and height, these heavy duty waste receptacles come in a variety of configurations
- Full extension slides with soft close
- Easy installation with 4 screws
- Waste bins feature integrated handles for easy removal
- Door mount brackets and clip handle included
- Weight capacity: 75 lbs.



soft&silent)))



Door mount bracket patented system features 3 way adjustability for alignment of the cabinet door:
Height: +/-2 mm, Side: +/-3 mm, Depth: +/-4 mm

- Easy installation with 2 screws
- Suitable for standard and five piece doors
- Adjustment via #2 pozi driver

SINGLE BIN UNIT

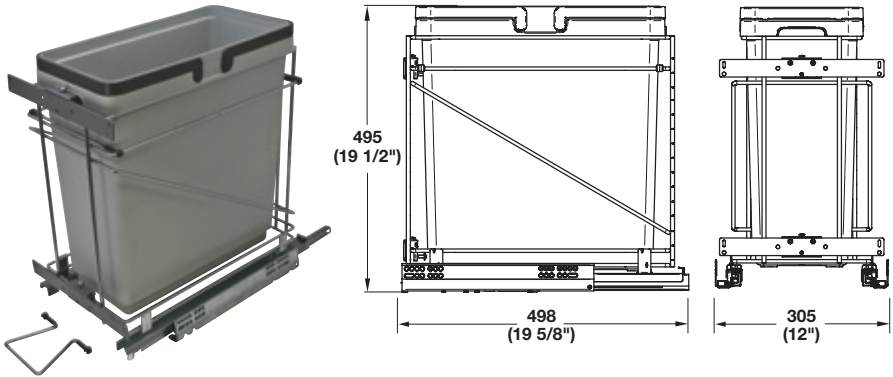
- For 12" opening
- W x D x H: 12" x 19 5/8" x 19 1/2"
- Capacity: 35 qts.

Material

Steel; Bin: Plastic

Supplied With

Mounting screws, Mounting instructions



Frame/Bin	Salice No.	Item No.	SRP/pc.
chrome/silver	QPAM12135C	503.00.520	\$275.62

WASTE BINS

DOUBLE BIN UNIT

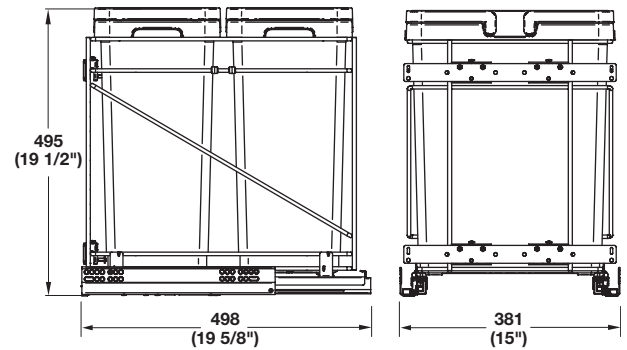
- For 15" opening
- W x D x H: 15" x 19 5/8" x 19 1/2"
- Capacity: 2 x 32 qts. (64 qts.)

Material

Steel; Bins: Plastic

Supplied With

Mounting screws, Mounting instructions



Frame/Bins	Salice No.	Item No.	SRP/pc.
chrome/silver	QPAM15228C	503.00.521	\$376.39

DOUBLE BIN UNIT

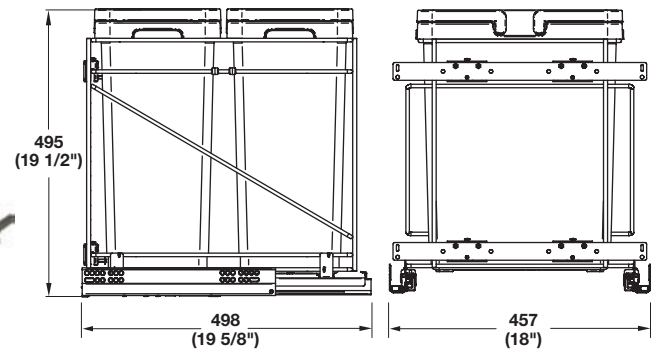
- For 18" opening
- W x D x H: 18" x 19 5/8" x 19 1/2"
- Capacity: 2 x 32 qts. (64 qts.)

Material

Steel; Bins: Plastic

Supplied With

Mounting screws, Mounting instructions



Frame/Bins	Salice No.	Item No.	SRP/pc.
chrome/silver	QPAM18228C	503.00.522	\$381.86

DOUBLE BIN UNIT

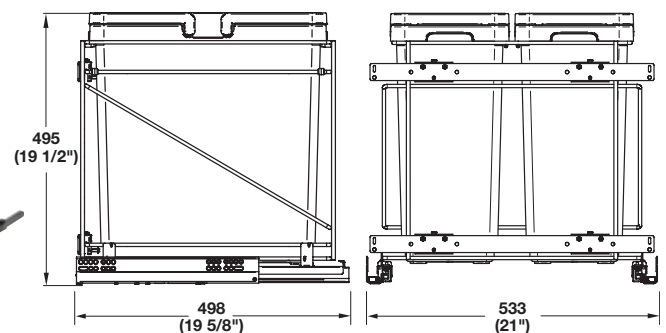
- For 21" opening
- W x D x H: 21" x 19 5/8" x 19 1/2"
- Capacity: 2 x 35 qts. (70 qts.)

Material

Steel; Bins: Plastic

Supplied With

Mounting screws, Mounting instructions



Frame/Bins	Salice No.	Item No.	SRP/pc.
chrome/silver	QPAM21235C	503.00.523	\$449.54

USC WASTE BINS

KV

- Bottom mount
- Simple design in two finishes to complement any kitchen design
- Quick installation with drilling template for floor and door
- Heavy duty, under mount slide with soft close
- Installs in minutes with self-aligning brackets and four screws
- Aluminum side rails provide stability while concealing slide hardware
- Unique, washable, solid backsplash and floor
- Decorative rail accents can be customized to match countertops or cabinetry
- Door brackets are reversible to adapt from standard width opening up to door sizes 3" wider
- Weight capacity: 100 lbs.

Note
If using lid, add 3/4" to height.
Lids, replacement bins and door mount brackets, refer to page 38.

soft&silent)))



SINGLE BIN UNITS

- W x D: 11 13/16" x 22 7/16"

Material
Aluminum; Bin: Plastic



Finish	Height	Capacity	KV No.	Item No.	SRP/pc.
frosted nickel	19 3/16"	35 qts.	USC12-1-35PT	503.11.503	\$576.89
white	19 3/16"	35 qts.	USC12-1-35WH	503.11.703	\$567.55
frosted nickel	23 1/4"	50 qts.	USC12-1-50PT	503.11.513	\$602.74
white	23 1/4"	50 qts.	USC12-1-50WH	503.11.713	\$600.34

USC WASTE BINS

DOUBLE BIN UNITS

- W x D x H: 14 13/16" x 22 7/16" x 19 3/16"
- Capacity: 2 x 35 qts. (70 qts.)

Material

Aluminum; Bins: Plastic



Finish	KV No.	Item No.	SRP/pc.
frosted nickel	USC15-2-35PT	503.11.527	\$609.12
white	USC15-2-35WH	503.11.727	\$609.48

DOUBLE BIN UNITS

- W x D x H: 15 3/8" x 22 7/16" x 23 1/4"
- Capacity: 2 x 50 qts. (100 qts.)

Material

Aluminum; Bins: Plastic



Finish	KV No.	Item No.	SRP/pc.
frosted nickel	USC18-2-50PT	503.13.533	\$670.37
white	USC18-2-50WH	503.13.733	\$674.57

SCB WASTE BINS

KV

- Bottom mount
- Easy to install and easy to use with multiple configurations to meet your needs
- Quick installation with drilling template for floor and door
- Heavy duty, full extension, 1" overtravel ball bearing slides with soft close
- Weight capacity: 100 lbs.

Note
If using lid, add 3/4" to height.
Lids, replacement bins and door mount brackets, refer to page **38**.

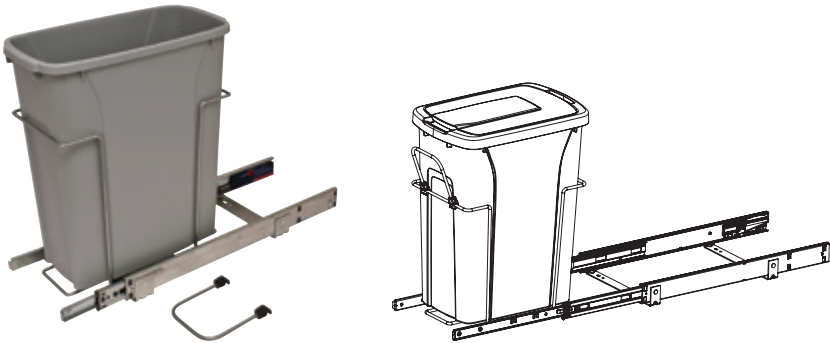
soft&silent)))



SINGLE BIN UNITS

Material
Steel; Bin: Plastic

Supplied With
Handle



Finish	W x H x D	Capacity	KV No.	Item No.	SRP/pc.
frosted nickel	8 3/8" x 17 5/16" x 20 1/8"	20 qts.	SCB9-1-20PT	503.13.540	\$250.66
white	8 3/8" x 17 5/16" x 20 1/8"	20 qts.	SCB9-1-20WH	503.13.740	\$264.43
frosted nickel	9 5/8" x 18 13/16" x 20 1/8"	35 qts.	SCB10-1-35PT	503.13.541	\$303.58
white	9 5/8" x 18 13/16" x 20 1/8"	35 qts.	SCB10-1-35WH	503.13.741	\$316.90
frosted nickel	11 3/8" x 22 7/8" x 20 1/8"	50 qts.	SCB12-1-50PT	503.13.544	\$326.66
white	11 3/8" x 22 7/8" x 20 1/8"	50 qts.	SCB12-1-50WH	503.13.744	\$331.82
frosted nickel	14 3/8" x 17 5/16" x 16"	20 qts.	SCB15-1-20PT	503.13.547	\$303.53
white	14 3/8" x 17 5/16" x 16"	20 qts.	SCB15-1-20WH	503.13.747	\$316.99

SCB WASTE BINS

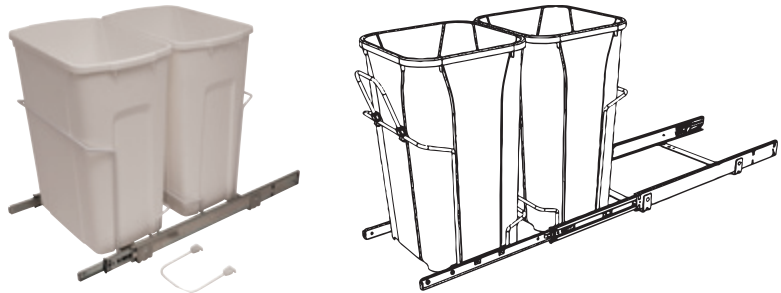
DOUBLE BIN UNITS

Material

Steel; Bins: Plastic

Supplied With

Handle



Finish	W x H x D	Capacity	KV No.	Item No.	SRP/pc.
frosted nickel	11 3/8" x 18 3/4" x 22 7/16"	2 x 27 qts. (54 qts.)	SCB12-2-27PT	503.13.554	\$395.90
white	11 3/8" x 18 3/4" x 22 7/16"	2 x 27 qts. (54 qts.)	SCB12-2-27WH	503.13.754	\$409.03
frosted nickel	14 3/8" x 17 5/16" x 20 1/8"	2 x 20 qts. (40 qts.)	SCB15-2-20PT	503.13.557	\$369.58
white	14 3/8" x 17 5/16" x 20 1/8"	2 x 20 qts. (40 qts.)	SCB15-2-20WH	503.13.757	\$382.78
frosted nickel	14 3/8" x 18 13/16" x 22"	2 x 35 qts. (70 qts.)	SCB15-2-35PT	503.13.558	\$395.90
white	14 3/8" x 18 13/16" x 22"	2 x 35 qts. (70 qts.)	SCB15-2-35WH	503.13.758	\$410.95

SBM WASTE BINS

KV

- Heavy duty design that stands up to everyday use with ease
- Ball bearing precision slides with overtravel
- Specialized wire management system holds bins securely in place
- Pre-assembled units install easily with only four screws
- Easy-open handle is standard on all units and integrated on all triple bin units
- Wide, open architecture makes it easy to grasp
- Optional door mount bracket
- Weight capacity: 80 lbs.

Note

If using lid, add 3/4" to height.

Lids, replacement bins and door mount brackets, refer to page **38**.



SINGLE BIN UNITS

Material

Steel; Bin: Plastic; Finish: white



W x H x D	Capacity	KV No.	Item No.	SRP/pc.
8 3/8" x 17 5/16" x 20 1/8"	20 qts.	SBM9-1-20WH	503.12.760	\$139.94
9 5/8" x 18 13/16" x 20 1/8"	35 qts.	SBM10-1-35WH	503.12.762	\$207.86
11 3/8" x 22 7/8" x 20 1/8"	50 qts.	SBM12-1-50WH	503.12.764	\$240.86
14 3/8" x 18 3/4" x 16"	35 qts.	SBM15-1-35WH	503.12.777	\$221.04

DOUBLE BIN UNITS

Material

Steel; Bin: Plastic; Finish: white



W x H x D	Capacity	KV No.	Item No.	SRP/pc.
11 3/8" x 18 3/4" x 22"	2 x 27 qts. (54 qts.)	SBM12-2-27WH	503.12.784	\$296.98
14 3/8" x 17 5/16" x 20 1/8"	2 x 20 qts. (40 qts.)	SBM15-2-20WH	503.12.787	\$283.68
14 3/8" x 18 13/16" x 22"	2 x 35 qts. (70 qts.)	SBM15-2-35WH	503.12.797	\$303.55

WASTE BIN ACCESSORIES

KV

REPLACEMENT BINS

- For 503.11 series and 503.12.706, 506 & 711

Material

Plastic



Color	Capacity	Item No.	SRP/pc.
frosted nickel	20 qts.	503.13.990	\$52.87
white	20 qts.	503.13.991	\$61.85
white	27 qts.	503.13.992	\$69.94
frosted nickel	35 qts.	503.13.993	\$66.10
white	35 qts.	503.13.994	\$72.14
frosted nickel	50 qts.	503.13.995	\$89.09
white	50 qts.	503.13.996	\$83.98

LID, OPTIONAL

- For 503.11 series and 503.12.706 & 503.12.506

Material

Plastic




Color	For Bin Capacity	Item No.	SRP/pc.
frosted nickel	20 qts.	503.13.890	\$42.94
white	20 qts.	503.13.891	\$42.68
frosted nickel	35 qts.	503.13.892	\$56.11
white	35 qts.	503.13.893	\$51.77

DOOR MOUNT BRACKET KIT, OPTIONAL

- For 503.11 series and 503.12.706, 506 & 716
- Installs quickly into slides with only four screws
- Six-way adjustability for cabinet door alignment with easy "drop-in" keyhole attachment
- Adapts from standard width opening up to door sizes 3" wider
- Allows for application with most common cabinet door overlays
- Eliminates need for sub-panel support behind cabinet door

Material

Steel



Finish	Item No.	SRP/pc.
frosted nickel	503.11.990	\$97.78

EASY CARGO

HAILO

- Easily accessible waste storage behind a hinged door
- Features multi-functional lids to close off odors and pulls out for handy access
- Mounts to the cabinet floor
- Easy and fast installation with only 4 screws
- 100,000 cycle tested
- With full extension ball bearing telescopic slides
- Weight capacity: 88 lbs.



EASY CARGO 40

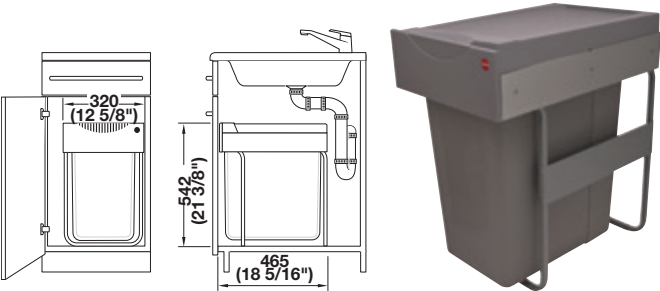
- Compatible with 18" face frame or 15" frameless cabinets
- Capacity: 42 qts.

Material

Metal; Bin: Plastic

Supplied With

Mounting screws



Finish	Item No.	SRP/pc.
gray	502.43.520	\$252.56

REPLACEMENT BIN

- Capacity: 42 qts.

Material

Plastic



Color	Item No.	SRP/pc.
gray	502.74.900	\$96.48

EASY CARGO 50

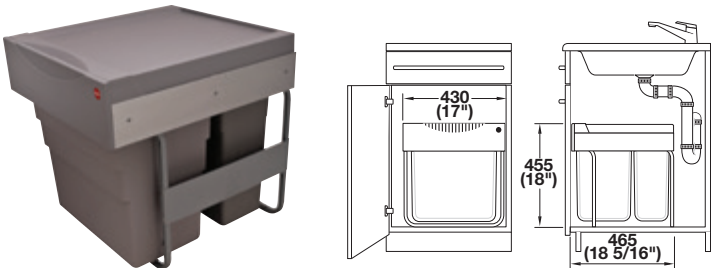
- Compatible with 21" face frame cabinets
- Capacity: 1 x 32 qts.; 1 x 20 qts.

Material

Metal; Bin: Plastic

Supplied With

Mounting screws



Finish	Item No.	SRP/pc.
gray	502.70.522	\$291.72

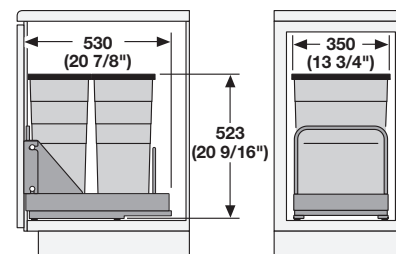
BOTTOM MOUNT

HAILO

- Door mounted
- For cabinets from 15 3/4" wide and minimum 31 1/2" double door cabinets
- Progressive travel slides with soft close
- W x D x H: 13 3/4" x 20 7/8" x 20 9/16"
- Capacity: 2 x 30.6 qts. (61.2 qts.)
- Weight capacity: 110 lbs.

Material

Steel; Bins: Plastic; Color: gray



Finish	Item No.	SRP/pc.
silver	502.25.500	\$581.18

SPACE-SAVER TANDEM

HAILO

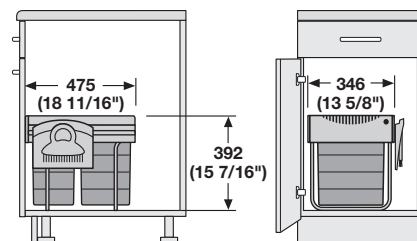
- For hinged cabinet doors from 15 3/4" wide
- Bottom mounted
- Full extension slides
- W x D x H: 13 5/8" x 18 11/16" x 15 7/16"
- Capacity: 2 x 21.1 qts. (42.2 qts.)

Material

Steel; Bins: Plastic; Color: gray

Supplied With

Dust pan
Brush



Description	Item No.	SRP/pc.
Tandem waste bin	502.43.547	\$256.84
Replacement dust pan and brush	502.27.940	\$67.72

WASTE BINS

HAILO

- Mounts to the cabinet floor
- Manual full extension ball bearing slides



SOLO 30

- Integrated lid tilts automatically as the bin is pulled out
- Frame clearance: 9 7/8"
- W x D x H: 9 3/4" x 19" x 16"
- Capacity: 2 x 16 qts. (32 qts.)

Material

Holder: Steel, powder-coated
Cover & Bins: Plastic



Frame/Bin	Item No.	SRP/pc.
gray	502.70.252	\$205.40
white	502.71.755	\$204.62

REPLACEMENT BIN

- Capacity: 16 qts.

Material

Plastic



Color	Item No.	SRP/pc.
gray	502.51.915	\$52.30

EASY CARGO 20

- Integrated lid tilts automatically as the bin is pulled out
- Mounts to the cabinet floor
- Manual full extension ball bearing slides
- Frame clearance: 9 5/8"
- Minimum cabinet width: 11 13/16"
- W x D x H: 9 1/2" x 16 5/8" x 14 15/16"
- Capacity: 21 qts.

Material

Frame: Steel, powder-coated
Cover & Bins: Plastic

Frame/Bin	Item No.	SRP/pc.
slate gray	502.43.300	\$130.64



HÄFELE WIRE WASTE SYSTEM

- This sturdy, wire system holds waste bins in place and allows for easy removal and replacement
- Easy to install with 4 screws in the floor of the cabinet
- Front bracket slides up against the back side of the face frame for easy mounting
- For use behind a hinged door
- Bottom mount
- Weight capacity: 88 lbs.

Note

Lids on page 28 can be used for 36 qt. bins.



FRAME WITH SINGLE WASTE BIN

- W x D x H: 11 1/8" x 14" x 19"
- Capacity: 36 qts.

Material

Steel; Bins: Plastic

Supplied With

Mounting screws



Frame/Bin	Item No.	SRP/pc.
chrome/gray	503.88.990	\$114.82

FRAME WITH DOUBLE WASTE BINS

- W x D x H: 14 1/8" x 21 3/4" x 19"
- Capacity: 2 x 36 qts. (72 qts.)

Material

Steel; Bins: Plastic

Supplied With

Mounting screws



Frame/Bins	Item No.	SRP/pc.
chrome/gray	503.88.991	\$124.13

REPLACEMENT BINS

- W x D x H: 14" x 10 1/2" x 18"
- Capacity: 36 qts.

Material

Plastic



Color	Item No.	SRP/pc.
champagne	503.88.121	\$45.70
gray	503.88.521	\$44.81
white	503.88.721	\$43.63

FRAME WITH DOUBLE WASTE BINS

- W x D x H: 18 3/4" x 21 3/4" x 11 1/4"
- Capacity: 2 x 27 qts. (54 qts.)

Material

Steel; Bins: Plastic

Supplied With

Mounting screws



Frame/Bins	Item No.	SRP/pc.
chrome/gray	503.88.992	\$156.65

REPLACEMENT BIN

- Capacity: 27 qts.

Material

Plastic



Color	Item No.	SRP/pc.
white	503.13.992	\$69.94

DOOR MOUNT BRACKET KIT, OPTIONAL

- For 503.88.99X series
- W x D x H: 7/8" x 12" x 2 3/4"
- Easy installation; 6-way door adjustment

Material

Steel, zinc-plated

Supplied With

Mounting screws



Finish	Item No.	SRP/pc.
white	503.88.999	\$30.64

HÄFELE WOOD FRAME TOP MOUNT

- Top mounted wood frame works in single bin plus storage or double bin configurations
- Full extension Accuride ball bearing slides with soft close
- New improved door bracket provides more adjustability and durability
- Weight capacity: 100 lbs.

soft&silent)))

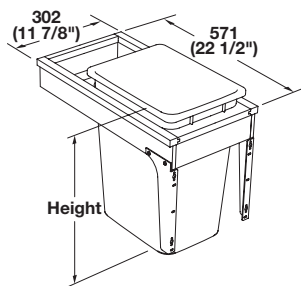


SINGLE BIN UNITS

- Fits 12" opening; with storage compartment
- W x D: 11 7/8" x 22 1/2"

Material

Maple; Bins: Plastic
Color: white



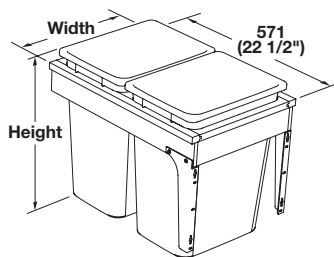
Capacity	Height	Item No.	SRP/pc.
36 qts.	18"	503.08.131	\$236.62
52 qts.	22"	503.08.132	\$265.15

DOUBLE BIN UNITS

- Fits 15" and 18" openings
- Depth: 22 1/2"

Material

Maple; Bins: Plastic
Color: white



Capacity	H x W	Item No.	SRP/pc.
2 x 36 qts.	18" x 14 7/8"	503.08.142	\$350.88
2 x 36 qts.	18" x 17 7/8"	503.08.144	\$381.74
2 x 52 qts.	22" x 14 7/8"	503.08.143	\$390.34
2 x 52 qts.	22" x 17 7/8"	503.08.145	\$424.82

REPLACEMENT BINS

- W x D x H: 36 qts. - 14" x 10 1/2" x 18"
52 qts. - 14" x 10 1/2" x 22"

Material

Maple; Bins: Plastic
Color: white



Capacity	Item No.	SRP/pc.
36 qts.	503.88.721	\$43.63
52 qts.	503.88.724	\$55.75

WOOD FRAME TOP MOUNT

KV

- Available in a variety of configurations, the wood frame unit hides single or dual waste bins behind base cabinet fronts
- Removable bins and optional lids slide out on heavy duty, precision ball bearing slides with overtravel
- Door-mount brackets include six-way adjustability for precise door alignment and easy installation
- With soft radius edges for safety and comfort
- Weight capacity: 80 lbs.

Note

If using lid, add 3/4" to height.

Lids, replacement bins and door mount brackets, refer to page 38.



SINGLE BIN UNITS

- Depth: 22 1/2"

Material

Birch Veneered Plywood/Steel; Finish: anochrome

Bin: Plastic; Color: white



W x H	Capacity	KV. No.	Item No.	SRP/pc.
11 1/2" x 17 1/2"	35 qts.	PDMTM115-1-35WH	503.12.722	\$287.02
12" x 17 1/2"	35 qts.	PDMTM12-1-35WH	503.12.733	\$287.02
14 1/2" x 21 5/8"	50 qts.	PDMTM145-1-50WH	503.12.735	\$362.95

DOUBLE BIN UNITS

- Depth: 22 1/2"

Material

Birch Veneered Plywood/Steel; Finish: anochrome

Bins: Plastic; Color: white



W x H	Capacity	KV. No.	Item No.	SRP/pc.
15" x 17 1/2"	2 x 35 qts. (70 qts.)	PDMTM15-2-35WH	503.12.746	\$360.60
17 1/2" x 17 1/2"	2 x 35 qts. (70 qts.)	PDMTM175-2-35WH	503.12.748	\$405.79
18" x 17 1/2"	2 x 35 qts. (70 qts.)	PDMTM18-2-35WH	503.12.749	\$405.79
21" x 17 1/2"	2 x 35 qts. (70 qts.)	PDMTM21-2-35WH	503.12.750	\$471.79

TSC WOOD FRAME TOP MOUNT

KV

- A great solution for your single or double waste bin needs
- Easy installation and simply designed for everyday use
- Heavy duty, full extension, overtravel ball bearing slides with soft close
- Door-mount brackets include six-way adjustability for precise door alignment and easy installation
- Unique face frame adapter mounting hardware accommodates 1 3/4" face frame cabinets by allowing for installation in openings 1/2" smaller than standard sizes (excluding 503.11.756 and 503.11.556)
- Soft radius edges for safety and comfort
- Weight capacity: 80 lbs.

Note

If using lid, add 3/4" to height.
Optional lids, refer to page **38**.

soft&silent)))



SINGLE BIN UNITS

- Depth: 23 3/16"

Material

Birch Veneered Plywood/Steel; Bin: Plastic



Finish	W x H	Capacity	KV No.	Item No.	SRP/pc.
frosted nickel	11 1/2" x 17 1/2"	35 qts.	TSC12-1-35PT	503.11.532	\$402.50
white	11 1/2" x 17 1/2"	35 qts.	TSC12-1-35WH	503.11.732	\$415.51
frosted nickel	14 1/2" x 17 1/2"	35 qts.	TSC15-1-35PT	503.11.535	\$445.34
white	14 1/2" x 17 1/2"	35 qts.	TSC15-1-35WH	503.11.735	\$458.33
frosted nickel	14 1/2" x 21 5/8"	50 qts.	TSC15-1-50PT	503.11.545	\$461.90
white	14 1/2" x 21 5/8"	50 qts.	TSC15-1-50WH	503.11.745	\$474.17

DOUBLE BIN UNITS

- Depth: 23 3/16"
- Capacity: 2 x 35 qts. (70 qts.)

Material

Birch Veneered Plywood/Steel; Bins: Plastic



Finish	W x H	KV No.	Item No.	SRP/pc.
frosted nickel	15" x 17 1/2"	TSC15-2-35PT	503.11.556	\$445.42
white	15" x 17 1/2"	TSC15-2-35WH	503.11.756	\$458.35
frosted nickel	17 1/2" x 17 1/2"	TSC18-2-35PT	503.11.558	\$498.19
white	17 1/2" x 17 1/2"	TSC18-2-35WH	503.11.758	\$500.64

WOOD FRAME BOTTOM MOUNT

KV

- This robust, bottom mounted wood frame option comes in single and dual bin varieties
- Heavy duty, under mount slide with soft close
- Installs in minutes with self-aligning brackets and 6 screws
- Unique, washable solid floor prevents debris from falling through to floor/cabinet
- Weight capacity: 30 lbs. per bin; Max.: 80 lbs.

Note

If using lid, add 3/4".

Not intended for bulk storage.

Optional lids, refer to page 38.

soft&silent)))



SINGLE BIN UNITS

- Includes a storage space for bags or cleaning products

Material

Wood; Bin: Plastic; Color: white



W x H	Capacity	KV. No.	Item No.	SRP/pc.
11 1/4" x 19 1/4" x 22 3/8"	35 qts.	WUSC12-1-35WH	503.14.772	\$687.58
11 1/4" x 22 3/8" x 22 3/8"	50 qts.	WUSC12-1-50WH	503.14.773	\$707.95

DOUBLE BIN UNITS

Material

Wood; Bins: Plastic; Color: white



W x H	Capacity	KV. No.	Item No.	SRP/pc.
11 5/8" x 19 5/8" x 22 3/8"	27 x 2 qts. (54 qts.)	WUSC12-2-27WH	503.14.782	\$707.47
14 5/8" x 19 1/4" x 22 3/8"	35 x 2 qts. (70 qts.)	WUSC15-2-35WH	503.14.784	\$723.84
16 7/8" x 23 1/32" x 22 7/16"	50 x 2 qts. (100 qts.)	WUSC18-2-50WH	503.14.785	\$776.76

HÄFELE WOOD FRAME BOTTOM MOUNT

- Integrated Grass Elite 80 lb. capacity soft close slides
- Dovetailed construction
- Easy mounting to the cabinet floor with supplied screws
- Supplied with adjustable door mounting brackets

soft&silent)))



SINGLE BIN UNITS

- W x D: 11 1/2" x 22 1/2"

Material

Prefinished Baltic Birch Plywood Sides; Solid Birch Top

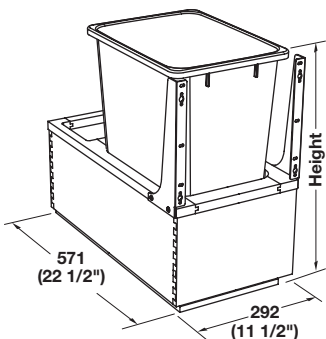
Bin: Plastic; Color: gray

Supplied With

Mounting screws for pull-out
Mounting instructions

Note

Door mounting screws
are not included.



Capacity	Height	Item No.	SRP/pc.
36 qts.	19 1/2"	503.88.852	\$392.52
52 qts.	24"	503.88.853	\$280.58

DOUBLE BIN UNITS

- W x D: 14 7/16" x 22 1/2"

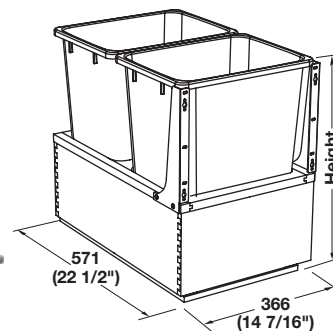
Material

Prefinished Baltic Birch Plywood Sides; Solid Birch Top

Bin: Plastic; Color: gray

Supplied With

Mounting screws for pull-out
Mounting instructions



Capacity	Height	Item No.	SRP/pc.
2 x 36 qts. (72 qts.)	19 1/2"	503.88.862	\$536.30
2 x 52 qts. (104 qts.)	24"	503.88.863	\$566.02

WASTE BIN LID

- L x W x H: 14 3/16" x 10 13/16" x 1 3/8"
- For 36 or 52 qt. bins

Material

Plastic



Color	Item No.	SRP/pc.
gray	503.88.589	\$37.82

WASTE BINS

KV

- With sturdy construction and three bins, this corner cabinet solution makes recycling easy
- Three removable bins rotate on 1" diameter post
- Designed to fit in 36" base corner cabinet



CORNER RECYCLING BIN

- Without door mount bracket
- Capacity: 3 x 32 qts. (96 qts.)

Material

Steel; Bins: Plastic



Frame/Bins	KV. No.	Item No.	SRP/pc.
chrome/white	RRC28K-W	503.14.700	\$451.99

REPLACEMENT BIN

- Capacity: 32 qts.

Material

Plastic



Color	KV. No.	Item No.	SRP/pc.
white	QT32PB-W	503.13.998	\$89.11

WASTE BINS

HAILO



UNO SIDE PANEL/DOOR MOUNTED

- For swing-out doors
- Minimum frame clearance: 15 3/8"
- Left or right mounting
- W x D x H: 8" x 14 7/8" x 17 3/4"
- Capacity: 19 qts.

Material

Plastic



Frame/Bin	Item No.	SRP/pc.
stainless steel/black	502.62.114	\$119.98
stainless steel/white	502.62.014	\$119.52
white/light gray	502.62.710	\$108.62

MONO SIDE PANEL/DOOR MOUNTED

- For left or right hand use
- Features integrated lid, as the door is opened the lid tilts automatically
- Minimum cabinet width: 15 3/4"
- W x D x H: 14" x 12" x 15"
- Capacity: 16 qts.

Supplied With

Mounting Instructions, Hardware



Material/Finish	Item No.	SRP/pc.
plastic-coated/white	502.12.729	\$73.84
stainless steel, polished/white lid and trim	502.12.023	\$89.14
stainless steel, polished/black lid and trim	502.12.041	\$93.84

WASTE BINS



DOOR MOUNTED WASTE BIN, REMOVABLE KV

- Perfect for kitchens and baths
- Installs easily with only two screws
- W x H x D: 9 1/2" x 13 3/8" x 7"
- Capacity: 9 qts.

Material

Plastic



Color	KV. No.	Item No.	SRP/pc.
white	DWB975-W	503.14.760	\$75.89

FREE STANDING BIN HAILO

- W x D x H: 13 5/8" x 10 1/4" x 20 1/4"
- Capacity: 44 qts.

Material

Steel, powder-coated; Bin: Plastic



Color	Item No.	SRP/pc.
white	502.30.718	\$153.55

COUNTERTOP BIN

- For flush or surface mounting in countertop
- Soft rubber ring seals in odors
- Lid Ø: 12 1/4"; Bin Ø: 11"
- Height: 11 7/8"
- Capacity: 12 qts.

Material

Stainless Steel; Bin: Plastic




Color	Item No.	SRP/pc.
black	502.94.000	\$462.91


- Satin finish with bright polished flange top
- Flange height: 3/8"

304 Stainless Steel

Overall Ø	Opening Ø	Height		Item No.	SRP/pc.
7"	6"	2"	A	631.24.090	\$51.00
7"	6"	5"	B	631.24.091	\$68.02
9"	8"	2"	C	631.24.092	\$92.26
11"	10"	2"	D	631.24.093	\$111.70
13"	12"	2"	E	631.24.094	\$116.56

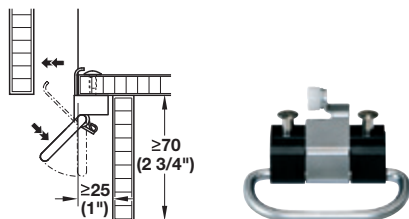


Pedal: Plastic; Color: brown
Strike: Steel; Color: black
Roller arm: Plastic; Color: white



	Item No.	SRP/pc.
	502.15.033	\$65.18

Stainless Steel

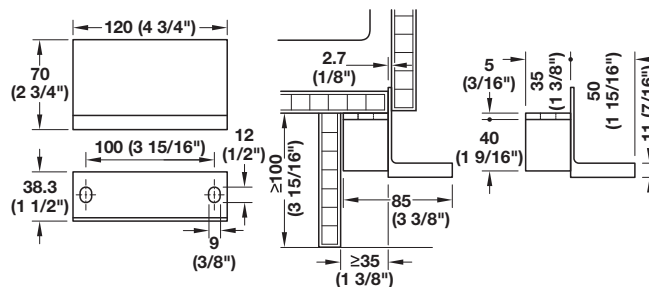


Finish	Item No.	SRP/pc.
satin	502.47.183	\$164.54

- For waste bins behind front panels
- Easily retrofitted
- Can also be used for the bottom drawer
- Toe kick height: min. 3 15/16"
- Toe kick offset: min. 1 3/8"
- Width: 4 3/4"



Stainless Steel



	Item No.	SRP/pc.
	502.47.186	\$136.08

LAUNDRY HAMPERS

HÄFELE MATRIX

- For vanity or laundry cabinets
- Progressive action runners with soft close
- Double wall steel frame system provides heavy duty structure and a stylish design
- Bottom mount unit designed for face frame or frameless cabinets
- Quick mounting, bottom bracket rests against the back of the face frame (3/4" from front edge)
- Add your door thickness for inset applications
- Weight capacity: 110 lbs.



soft&silent)))

LAUNDRY HAMPER 18"

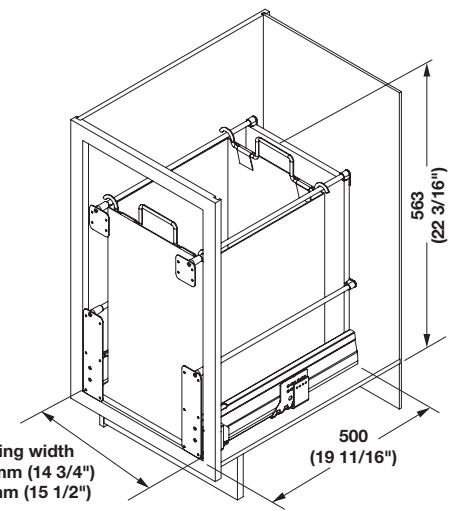
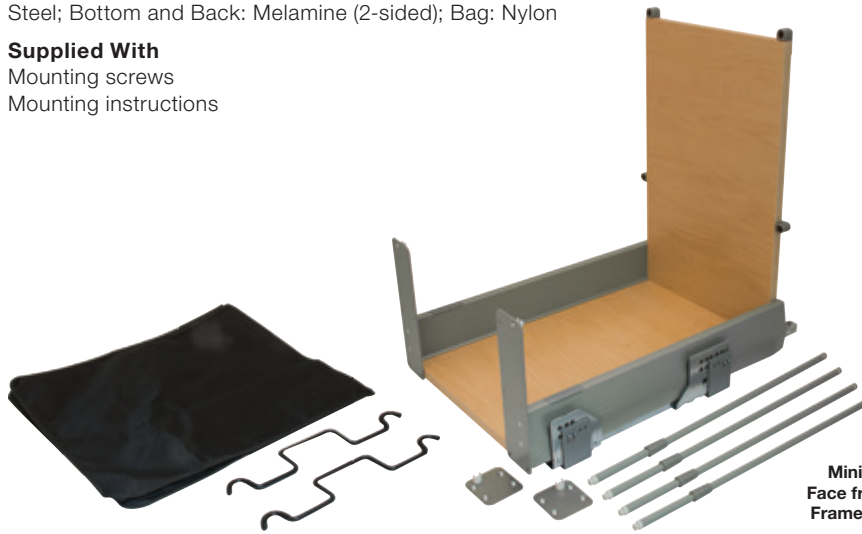
- For 18" wide base cabinets with no drawer above
- Minimum opening width: 14 3/4" - Face frame
15 1/2" - Frameless
16 1/4" - With door brackets reversed for full overlay 5 piece doors
- L x D: 19 11/16" x 22 3/16"

Material

Steel; Bottom and Back: Melamine (2-sided); Bag: Nylon

Supplied With

Mounting screws
Mounting instructions



Frame	Bottom and back	Bag	Item No.	SRP/pc.
white	white	black	503.15.765	\$318.96
anthracite	black	black	503.15.365	\$336.00
champagne	maple	black	503.15.865	\$323.08

LAUNDRY HAMPERS

HAILO

- Side wall mounted with over extension soft close slides
- Supplied with a steel lid that can be used for storage or to contain odors
- Weight capacity: 100 lbs.

soft&silent)))



LAUNDRY HAMPER 45

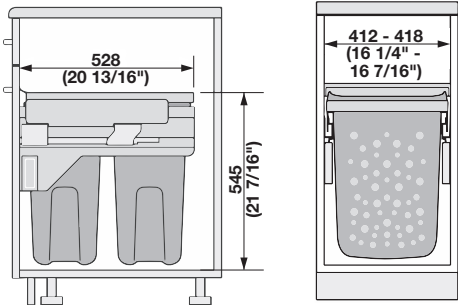
- Fits in 17 11/16" wide base cabinets
- W x H x D: 16 1/4"-16 7/16" x 21 7/16" x 20 13/16"
- Capacity: 2 x 35 qts. (70 qts.)

Material

Steel; Hampers: Plastic

Supplied With

2 Hampers
Built-in Lid



Color	Item No.	SRP/pc.
white/blue	502.72.722	\$539.82

LAUNDRY HAMPER 45 - SHORT

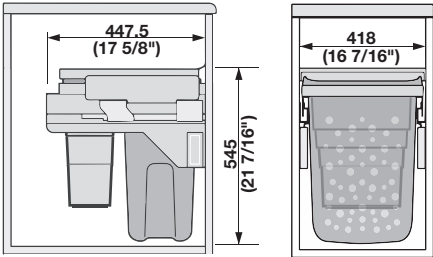
- Fits in 17 11/16" wide base cabinets
- W x H x D: 16 7/16" x 21 7/16" x 17 5/8"
- Capacity: Hamper - 35 qts.; Bin - 12 qts.

Material

Steel; Hampers: Plastic

Supplied With

1 Laundry hamper - blue
1 12 quart bin - white
Built-in Lid



Color	Item No.	SRP/pc.
white/blue	502.72.701	\$549.88

LAUNDRY HAMPERS

LAUNDRY HAMPER 60

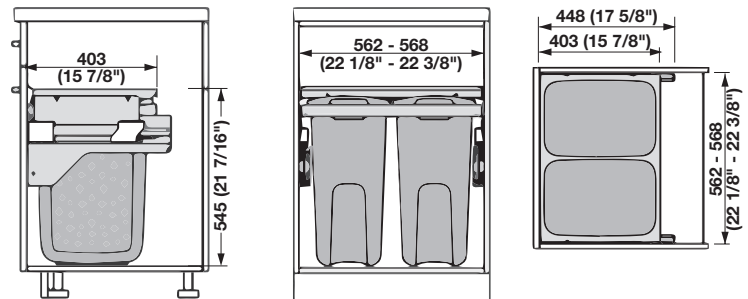
- Fits in 24" wide base cabinets
- W x H x D: 22 1/8"-22 3/8" x 21 7/16" x 17 5/8"
- Capacity: 2 x 35 qts. (70 qts.)

Material

Steel; Hampers: Plastic

Supplied With

2 Hampers
Built-in Lid



Color	Item No.	SRP/pc.
white/blue	502.72.705	\$557.26

REPLACEMENT HAMPERS

- W x D x H: 14 7/8" x 10" x 20 1/2"
- Capacity: 35 qts.

Material

Plastic



Color	Item No.	SRP/pc.
white	502.72.990	\$63.00
blue	502.72.993	\$63.00



LAVIDO

back to
NATURE
since 1960

Dark Chocolate & Oats
Granola Cookies



Whole Grain Rolled Oats,
& Whole Grain Wheat Flour with Dark Chocolate



NET WT 9.5 OZ (240g) of pure enjoyment



THE CABINETS ARE JUST THE START

At their most basic, cabinets are created with a simple objective: storage. But they can and should be so much more. And that's where these select Häfele kitchen storage options enter the conversation. Pantries, spice racks, appliances lifts, corner units and much more are all here.

CONTENTS

PANTRY PULL-OUTS.....	57-68
ROLL-OUT TRAYS.....	69-72
SPICE RACKS & WALL PULL-OUTS	73-76
BASE PULL-OUTS.....	77-93
APPLIANCE LIFT	94
IMOVE PULL DOWN UNIT	95-96
TIP OUT TRAYS.....	97-98
TAMBOUR DOORS	99-100
RACKS, BASKETS & FENCES	101
PULL-OUT TABLE SYSTEMS.....	102
LATTICE GRILLS	103
WOOD STORAGE	104-105
WICKER BASKETS	106
WINE POSTS & PEGS	107-108
STEP STOOLS.....	109-110
HOLDERS AND GROMMETS.....	111-112
SWEEPOVAC.....	113
LIBRARY LADDERS.....	114

DISPENSA

KESSEBÖHMER

- With a 265 lb. weight capacity, the Dispensa is a great option for storing and bringing out to you olive oil and much more
- Easy installation
- For 12"–24" cabinet widths
- Door mounted; works with overlay and inset doors
- Height adjustable trays in 4" increments
- Synchronized soft close runner provides more stability and smoother operation

soft&silent)))



FULL EXTENSION PANTRY FRAME

- W x D: 4 3/4" x 21 1/2"
- Weight capacity: 265 lbs.

Material

Steel

Supplied With

Frame, Runners, Door brackets

Note

Tray/basket sets must be ordered separately, refer to pages 58–60.

Installed Height	Rec. # of Shelves	Champagne	Silver	SRP/pc.
31 1/2"–47 1/4"	4	546.62.810	546.62.910	\$1,024.34
47 1/4"–63"	4	546.62.811	546.62.911	\$1,037.98
63"–78 3/4"	6	546.62.812	546.62.912	\$1,054.37
74 7/8"–90 1/2"	8	546.62.813	546.62.913	\$1,076.23



FRONT STABILIZER, OPTIONAL

- Can be secured anywhere to the support frame
- Additional door support for tall doors
- W x D x H: 6 5/16" x 1 1/8" x 13/16"

Material

Steel



Finish	Item No.	SRP/pc.
champagne	546.76.420	\$18.11
silver	546.76.220	\$18.11

BASKET HOLDER, OPTIONAL

- To be used as add-on hooks when pantry frame height is extended
- Height: 5"

Material

Steel

Supplied With

2 pcs.



Finish	Item No.	SRP/set
champagne	545.84.480	\$63.40
silver	545.84.280	\$63.40

DISPENSA



ARENA PLUS TRAY SET


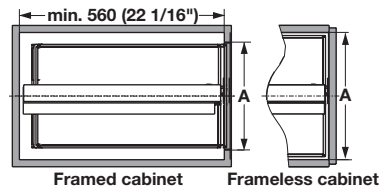
- D x H: 20 3/8" x 4 1/8"

Material

Melamine; Surround: Steel, powder-coated

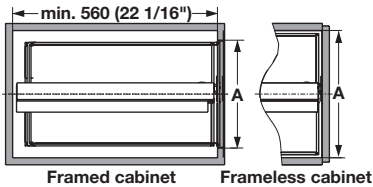
Supplied With

2 Trays



Width of tray	A minimum	Maple/Champagne	Maple/Chrome	White/Chrome	SRP/set	Gray/Chrome	SRP/set	Anthracite/Chrome	SRP/set
8"	8 1/2"	546.63.812	546.63.112	546.63.212	\$260.16	-	-	546.63.580	\$292.30
10"	10 1/2"	546.63.832	546.63.132	546.63.232	\$267.96	546.63.532	\$267.96	546.63.581	\$299.40
11"	11 1/2"	546.63.813	546.63.113	546.63.213	\$269.35	-	-	546.63.582	\$301.51
13"	13 1/2"	546.63.833	546.63.133	546.63.233	\$306.98	546.63.533	\$306.98	546.63.583	\$338.21
14"	14 1/2"	546.63.814	546.63.114	546.63.214	\$318.84	-	-	546.63.584	\$357.62
16"	16 1/2"	546.63.834	546.63.134	546.63.234	\$386.62	546.63.534	\$394.68	546.63.585	\$432.77
17"	17 1/2"	546.63.815	546.63.115	546.63.215	\$394.49	-	-	546.63.587	\$443.33
19"	19 1/2"	546.63.835	546.63.135	546.63.235	\$487.37	-	-	546.63.588	\$710.66
20"	20 1/2"	546.63.816	546.63.116	546.63.216	\$512.14	-	-	546.63.586	\$701.52

DISPENSA



WIRE BASKET SET


- D x H: 20 3/8" x 4 1/8"

Material

Steel; Finish: chrome

Supplied With

2 Baskets



Width of basket	A minimum	Item No.	SRP/set
8"	8 1/2"	546.63.202	\$271.82
10"	10 1/2"	546.63.222	\$286.87
11"	11 1/2"	546.63.203	\$298.99
13"	13 1/2"	546.63.223	\$314.16
14"	14 1/2"	546.63.204	\$326.16
16"	16 1/2"	546.63.224	\$355.13
17"	17 1/2"	546.63.205	\$382.44
19"	19 1/2"	546.63.225	\$437.09
20"	20 1/2"	546.63.206	\$464.38

DISPENSA

FINELINE™

BOXES

Supplied With
1 Box



Width	Birch	SRP/pc.	Walnut	SRP/pc.
8"	545.96.883	\$79.84	545.96.783	\$149.90
10"	545.96.884	\$94.10	545.96.784	\$176.72
11"	545.96.885	\$99.82	545.96.785	\$182.44
13"	545.96.886	\$111.18	545.96.786	\$199.56
14"	545.96.887	\$116.88	545.96.787	\$210.94
16"	545.96.888	\$128.30	545.96.788	\$225.18
17"	545.96.889	\$133.96	545.96.789	\$233.76
19"	545.96.890	\$142.56	545.96.790	\$248.00
20"	545.96.891	\$151.08	545.96.791	\$256.54
22"	545.96.892	\$162.46	545.96.792	\$238.90

BRACKET SET

Supplied With
1 Set



Width	Steel/silver	Steel/champagne	SRP/set	304 Stainless Steel/ brushed	SRP/set
8"	545.96.903	545.96.803	\$45.02	545.96.003	\$51.16
10"	545.96.904	545.96.804	\$45.02	545.96.004	\$53.20
11"	545.96.905	545.96.805	\$47.06	545.96.005	\$55.26
13"	545.96.906	545.96.806	\$49.12	545.96.006	\$59.34
14"	545.96.907	545.96.807	\$49.12	545.96.007	\$61.38
16"	545.96.908	545.96.808	\$51.16	545.96.008	\$73.66
17"	545.96.909	545.96.809	\$53.20	545.96.009	\$83.90
19"	545.96.910	545.96.810	\$55.26	545.96.010	\$85.94
20"	545.96.911	545.96.811	\$57.30	545.96.011	\$90.04
22"	545.96.912	545.96.812	\$59.34	545.96.012	\$100.26

LAVIDO PANTRY PULL-OUT

KESSEBÖHMER

- This extremely flexible pantry storage solution provides high visibility and easy-to-reach access from three sides
- Features soft open and close
- Synchronized, full extension pantry runner, for perfectly smooth operation
- Infinite height adjustment feature on trays—simply lift a lever to unlock the tray for repositioning
- For use with a hinged door—165d hinge opening recommended, 90d opening minimum
- For 18"-24" nominal cabinet widths

Note
There are 3 components you need to order for the Lavido Pantry:
A - Pantry Frame
B - Trays, refer to page 62
C - Full Extension Runner, refer to page 62

soft&silent)))



A - PANTRY FRAME

- Minimum inside cabinet depth: 19 11/16"
- Weight capacity: 44 lbs. per shelf / 286 lbs. total
- Travel: 18 1/2"

Material
Steel; Finish: silver

Height of storage surface of top tray	Item No.	SRP/pc.
32"	549.60.901	\$321.00
40"	549.60.903	\$323.26
48"	549.60.906	\$379.60
60"	549.60.909	\$330.10
68"	549.60.911	\$334.64



E-TOUCH AUTO OPENER, OPTIONAL

- 110 V–240 V

Material
Steel/Plastic



	Item No.	SRP/pc.
	549.60.599	\$2,158.82

LAVIDO PANTRY PULL-OUT

B - 4 TRAY SET

Material

Melamine; Surround: Steel

Supplied With


1 Tray with integrated top runner, 3 Height adjustable trays
4 Accessory boxes, 1 Support bracket, 1 Fixing brace,
1 Handle for mounting to the bottom of tray

Note


Optional to add individual trays - recommended to use
5 trays for pantries from 57"-77" and 6 trays over 77".
1 tray set is required, additional individual trays can be
ordered separately, see below.




Maple/Chrome



White/Chrome



Gray/Chrome



Anthracite/Chrome

Non
Slip



Actual tray width	Nominal cabinet size	Maple/Chrome	SRP/set	White/Chrome	SRP/set	Gray/Chrome	SRP/set	Anthracite/Chrome	SRP/set
15 3/4"	18"	549.64.214	\$1,801.02	549.64.204	\$1,801.04	549.64.224	\$1,690.24	549.60.254	\$2,009.40
17 11/16"	21"	549.64.215	\$1,851.80	549.64.205	\$1,851.80	549.64.225	\$1,737.88	549.60.255	\$2,160.20
21 5/8"	24"	549.64.216	\$1,885.66	549.64.206	\$1,885.66	549.64.226	\$1,769.64	549.60.256	\$2,189.08

C - FULL EXTENSION RUNNER

Material

Steel/Plastic



Finish	Item No.	SRP/pc.
silver	549.60.990	\$698.66

INDIVIDUAL ADJUSTABLE TRAYS


Material

Melamine; Surround: Steel

Non
Slip




Maple/Chrome



White/Chrome



Gray/Chrome



Anthracite/Chrome

Actual tray width	Nominal cabinet size	Maple/Chrome	White/Chrome	SRP/set	Gray/Chrome	SRP/set	Anthracite/Chrome	SRP/set
15 3/4"	18"	549.64.244	549.64.234	\$382.00	549.64.254	\$358.50	549.60.264	\$423.08
17 11/16"	21"	549.64.245	549.64.235	\$398.94	549.64.255	\$374.38	549.60.265	\$439.72
21 5/8"	24"	549.64.246	549.64.236	\$411.00	549.64.256	\$385.72	549.60.266	\$458.26

TANDEM CHEF'S PANTRY

KESSEBÖHMER

- The ultimate in pantry storage solutions, the Tandem Chef's Pantry allows for easy, total access to everything you might typically need or store in a chef's kitchen environment
- Right or left door mounted
- Back frame is unhandled
- Door load is supported by special frame brackets

soft&silent)))



FRAME

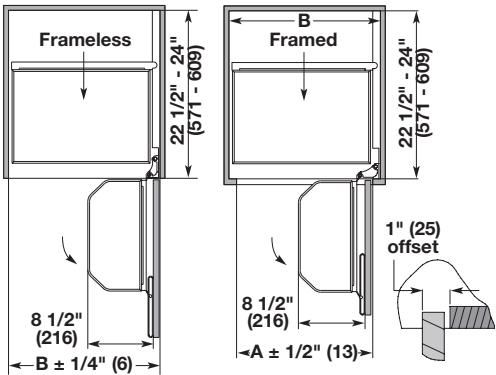
- Weight capacity: Back: 130 lbs.
Door: 55 lbs.

Material

Steel, powder-coated

Note

68" available in champagne finish only.
Order 2 frame sets and 2 sets of trays for a double door application. Tray sets must be ordered separately, refer to opposite page.



Frame clearance	Interior clearance	Champagne Height: 46"	Silver Height: 46"	SRP/pc.	Champagne Height: 68"	SRP/pc.
15"	16 1/2"	546.64.811	546.64.911	\$1,728.50	546.64.821	\$1,728.52
18"	19 1/2"	546.64.812	546.64.912	\$1,728.54	546.64.822	\$1,728.52
21"	22 1/2"	546.64.813	546.64.913	\$1,728.54	546.64.823	\$1,728.50

TANDEM CHEF'S PANTRY

ARENA PLUS TRAY SET FOR BACK FRAME

Material

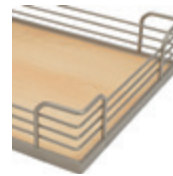
Melamine; Surround: Steel

Supplied With

4 Trays

Note

Order 2 sets of trays for 68" version



Maple/Champagne



Maple/Chrome



White/Chrome



Anthracite/Chrome



Non Slip

A	B	W X D X H	Maple/ Champagne	SRP/set	Maple/ Chrome	White/ Chrome	SRP/set	Anthracite/ Chrome	SRP/set
15"	16 1/2"	14 7/8" x 12" x 3 1/2"	546.65.801	\$360.22	546.65.101	546.65.201	\$360.22	546.65.301	\$386.86
18"	19 1/2"	17 7/8" x 12" x 3 1/2"	546.65.802	\$360.22	546.65.102	546.65.202	\$360.26	546.65.302	\$386.86
21"	22 1/2"	20 7/8" x 12" x 3 1/2"	546.65.803	\$360.22	546.65.103	546.65.203	\$360.26	546.65.303	\$386.84

ARENA PLUS TRAY SET FOR DOOR

Material

Melamine; Surround: Steel

Supplied With

4 Trays

Note

Order 2 sets of trays for 68" version



Maple/Champagne




Maple/Chrome



White/Chrome



Anthracite/Chrome



Non Slip

B	W X D X H	Maple/ Champagne	SRP/set	Maple/ Chrome	SRP/set	White/ Chrome	SRP/set	Anthracite/ Chrome	SRP/set
16 1/2"	11 1/8" x 6 3/4" x 3 1/2"	546.65.811	\$319.14	546.65.111	\$319.14	546.65.211	\$319.12	546.65.311	\$345.72
19 1/2"	14 1/8" x 6 3/4" x 3 1/2"	546.65.812	\$319.16	546.65.112	\$319.12	546.65.212	\$319.12	546.65.312	\$345.72
22 1/2"	17 1/8" x 6 3/4" x 3 1/2"	546.65.813	\$319.14	546.65.113	\$319.12	546.65.213	\$319.12	546.65.313	\$345.74

TANDEM SOLO PANTRY

KESSEBOHMER

- Easy fit for tall frameless cabinets
- Height adjustable shelves to be positioned above or below door hinges
- Transparent sides for a clear view of contents
- Smooth gliding roller with soft open and close
- For cabinet widths: 18"-24"
- Standard angle hinges are recommended

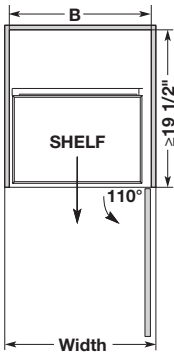


FRAME

- Weight capacity: 220 lbs.

Material
Steel, powder-coated

Note
Only to be used with frameless cabinets.



- Height: 44 3/4"
- Minimum internal cabinet height: 51"

Width	B	Champagne	Silver	SRP/pc.
18"	16 1/2"-16 3/4"	546.92.801	546.92.901	\$1,227.60
21"	18 1/2"-18 3/4"	546.92.802	546.92.902	\$1,227.60
24"	22 1/2"-22 3/4"	546.92.803	546.92.903	\$1,227.60

- Height: 64 3/8"
- Minimum internal cabinet height: 71"

Width	B	Champagne	Silver	SRP/pc.
18"	16 1/2"-16 3/4"	546.92.831	546.92.931	\$1,227.60
21"	18 1/2"-18 3/4"	546.92.832	546.92.932	\$1,227.60
24"	22 1/2"-22 3/4"	546.92.833	546.92.933	\$1,227.60



TANDEM SOLO PANTRY



ARENA PLUS STYLE TRAY SET

- D x H: 16 1/2" x 3 1/2"
- Material: Melamine; Surround: Steel

Supplied With
2 trays

Note

We recommend ordering 2 tray sets for the 44 3/4" frame and 3 sets for the 64 3/4" frame.



Maple/Champagne




Maple/Chrome



White/Chrome



Anthracite/Chrome



Frame	Width	Maple/ Champagne	SRP/set	Maple/ Chrome	White/ Chrome	SRP/set	Anthracite/ Chrome	SRP/set
18"	12 7/8"	546.92.881	\$386.30	546.92.281	546.92.781	\$386.95	546.92.384	\$450.86
21"	14 7/8"	546.92.882	\$394.10	546.92.282	546.92.782	\$393.31	546.92.385	\$459.36
24"	18 7/8"	546.92.883	\$368.28	546.92.283	546.92.783	\$368.28	546.92.386	\$429.67

PULL-OUT CABINET SLIDES

EKU

- These heavy duty slides are specifically designed for pantry shelf applications and come in a variety of lengths to suit your needs
- Mounted to customer supplied wood pull-out pantry
- Eleven different lengths allow you to optimize your storage space and bring your goods into easy reach

soft&silent)))



EKU-FORTE 170/340

- Partial extension
- Top/bottom mounted
- Weight capacity: 374 lbs.
- 3 mm (+2/-1) height adjustment with adjusting screw, permitting alignment of the front panel

Material


Steel; Finish: gray RAL 7035

Supplied With

Bottom runner

Top guide

Mounting instructions



EASY CLOSE MECHANISM

Material

Steel and Plastic

Note

Damping is not possible with the shortest length.



Installation length	Extension length	Item No.	SRP/pc.
15 3/16"	14 15/16"	421.48.381	\$603.58
17 1/8"	16 15/16"	421.48.431	\$603.58
19 1/16"	18 7/8"	421.48.481	\$634.26
21 1/16"	20 7/8"	421.48.531	\$654.72
23"	22 13/16"	421.48.581	\$716.10
25"	24 13/16"	421.48.631	\$767.26
27"	26 3/4"	421.48.681	\$818.40
30 15/16"	30 11/16"	421.48.781	\$879.78
34 13/16"	34 5/8"	421.48.881	\$941.16
38 3/4"	39 9/16"	421.48.981	\$1,053.70
42 3/4"	42 1/2"	421.48.991	\$1,074.16

	Item No.	SRP/pc.
	421.48.021	\$177.32

PULL-OUT CABINET GUIDES/SLIDES

FULTERER

TOP/BOTTOM MOUNTED

- Partial extension; for floor mounting
- Ceiling guide for lateral stability
- U-profile is closed on one end to function as an end stop for the guide roller
- Weight capacity including cabinet and useful load: 440 lbs.

Material

Steel, epoxy-coated; Color: white; Rollers: Steel, Polyamide

Supplied With

4 Steel ball bearing rollers
6 Plastic rollers
Ball guide with rollers
U-profile

Note

The running tracks of these guides should not be lubricated.



Installed length	Extension length	Item No.	SRP/pc.
21 5/8"	21 1/16"	421.50.823	\$1,045.32
23 5/8"	23"	421.50.824	\$1,084.94

EASY CLOSE MECHANISM, OPTIONAL

- For above guides

Material

Plastic



Color	Item No.	SRP/pc.
gray	421.50.002	\$138.19

TOP/BOTTOM MOUNTED

- Soft close
- Full extension
- Horizontal and vertical adjustment
- Rear stop
- Maximum H x W: 72" x 18"
- Slide length: 22 5/8"
- Weight capacity: 275 lbs.

Material

Steel; Rollers: Delrin

soft&silent)))



Finish	Item No.	SRP/pc.
silver powder-coated	421.46.958	\$532.58

ROLL-OUT TRAYS

- 5/8" solid maple with dovetail construction
- Two height options: 3 1/2" and 7 3/4"
- For face frame and frameless cabinets
- Depth: 21 1/8"

Material

Maple

Note

The sizes listed are the outside cabinet widths with the option for face frame or frameless in each.

There are 3 steps in order to order the Roll-Out Trays

1. Choose your tray, below
2. Order drawer slides, refer to page **70**
3. Choose your pilaster system, refer to page **71**



Cabinet width	Tray height	Tray width	Face frame	SRP/pc.	Tray width	Frameless	SRP/pc.
15"	3 1/2"	10 9/16"	557.59.112	\$103.90	11 1/16"	557.59.122	\$103.92
18"	3 1/2"	13 9/16"	557.59.113	\$107.21	14 1/16"	557.59.123	\$107.21
21"	3 1/2"	16 9/16"	557.59.115	\$117.36	17 1/16"	557.59.125	\$117.41
24"	3 1/2"	19 9/16"	557.59.117	\$130.92	20 1/16"	557.59.127	\$127.61
15"	7 3/4"	10 9/16"	557.59.132	\$181.87	11 1/16"	557.59.142	\$181.90
18"	7 3/4"	13 9/16"	557.59.133	\$202.94	14 1/16"	557.59.143	\$196.15
21"	7 3/4"	16 9/16"	557.59.135	\$213.14	17 1/16"	557.59.145	\$213.12
24"	7 3/4"	19 9/16"	557.59.137	\$233.62	20 1/16"	557.59.147	\$233.64

ROLL-OUT TRAYS

DRAWER SLIDES

Note
Order 1 pair of slides and clips for each tray.



GRASS ELITE PLUS 16

Material
Steel; Finish: zinc-plated



Description	Item No.	SRP/pr.
21" Slide	433.25.114	\$41.21
Clip Pair RH/LH	433.30.006	\$2.49

ROLL-OUT TRAYS

PILASTER SYSTEM

Note
Order 1 pilaster kit for each cabinet.



QUICK TRAY

- Height: 20 1/8"

Material
Plastic; Color: white

Supplied With
4 Pilasters
20 Mounting screws
8 Hook dowels with mounting screws




Version	Width	Item No.	SRP/pc.
Frameless	1"	431.01.710	\$50.62
Face Frame	1 1/4"	431.01.711	\$53.81

X BRACKETS

- Width: 1 1/4"

Material
Maple; Brackets: Metal

Supplied With
4 Pilasters
8 Brackets with screws



Height	Item No.	SRP/pc.
20 7/8"	431.01.800	\$179.86
28"	431.01.810	\$189.22
58 5/8"	431.01.820	\$398.62

INTERNAL DRAWER PULL-OUT

KESSEBÖHMER

- Attractive pull-out trays offer increased usability and maximize base cabinet storage potential
- Position above or below door hinges
- Mount with 21" undermount slides (Salice Futura, Grass Dynapro or Grass Elite), sold separately, refer to page **84**
- Consider door and hinge protrusion for clearance
- Opening should be 1/2" wider than pull-out

Note

Can be blocked out with "Quik Tray" or X Bracket for face frame applications, refer to page **85**.

Non
Slip


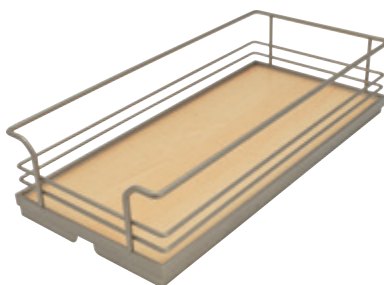


ARENA PLUS TRAY


- D x H: 20 5/8" x 4 5/16"

Material


Melamine; Surround: Steel



Maple/Champagne



Maple/Chrome



White/Chrome

Width	Maple/Champagne	SRP/pc.	Maple/Chrome	SRP/pc.	White/Chrome	SRP/pc.
9 7/8"	547.12.821	\$443.35	547.12.121	\$461.83	547.12.221	\$461.83
11 1/16"	547.12.801	\$426.14	547.12.101	\$417.53	547.12.201	\$478.85
12"	547.12.811	\$426.14	547.12.111	\$426.14	547.12.211	\$426.14
12 7/8"	547.12.822	\$486.48	547.12.122	\$481.63	547.12.222	\$481.63
14 1/16"	547.12.802	\$426.14	547.12.102	\$482.86	547.12.202	\$482.86
15"	547.12.812	\$426.14	547.12.112	\$426.14	547.12.212	\$426.14
15 7/8"	547.12.823	\$426.14	547.12.123	\$519.38	547.12.223	\$417.50
17 1/16"	547.12.803	\$426.14	547.12.103	\$452.57	547.12.203	\$477.14
18"	547.12.813	\$426.14	547.12.113	\$426.14	547.12.213	\$426.14
18 7/8"	547.12.824	\$426.14	547.12.124	\$474.50	547.12.224	\$474.50
20 1/16"	547.12.804	\$426.14	547.12.104	\$462.31	547.12.204	\$462.31
21"	547.12.814	\$426.14	547.12.114	\$426.14	547.12.214	\$426.14

SPICE RACK

KESSEBÖHMER

- Available in two sizes to accommodate a wide variety of sizes of spice jars
- For left and right installation
- Frame can be used behind doors or with optional slide for pull-out
- Integrated soft close

Note
Shown with optional slides.

soft&silent)))



PULL-OUT SLIDES, OPTIONAL

- 35 mm ball bearing, side mounted, full extension
- Installed length: 9 7/8"
- Extension length: 10"

Material
Steel, powder-coated, galvanized
Brackets: Steel

Supplied With
Brackets



Finish	Item No.	SRP/set
champagne	543.34.800	\$186.16

FRAME

- W x D x H: 3/4" x 10" x 23 1/2"

Material
Steel, powder-coated

Supplied With
Mounting hardware for door mounting




Finish	Item No.	SRP/pc.
champagne	543.34.830	\$386.84
silver	543.34.930	\$386.84

ARENA PLUS TRAY SET

- D x H: 9 7/8" x 2 3/4"


Material
Melamine
Surround: Steel, powder-coated

Supplied With
2 Trays



Maple/Champagne

White/Chrome



Maple/Chrome

Width	Maple/Champagne	SRP/set	Maple/Chrome	SRP/set	White/Chrome	SRP/set	Anthracite/Chrome	SRP/set
3"	543.34.851	\$319.12	543.34.151	\$319.14	543.34.251	\$319.16	543.34.361	\$385.72
5"	543.34.852	\$319.06	543.34.152	\$319.10	543.34.252	\$319.10	543.34.362	\$385.72

DOOR RACK AND SPICE RACK

DOOR RACK

- Mounts to back of door in a base cabinet
- Holds cleaning supplies or other lightweight products
- Versatile storage for kitchen or bath
- For 15", 18" and 21" width overlay or inset doors

Material

Birch and Metal; Finish: chrome



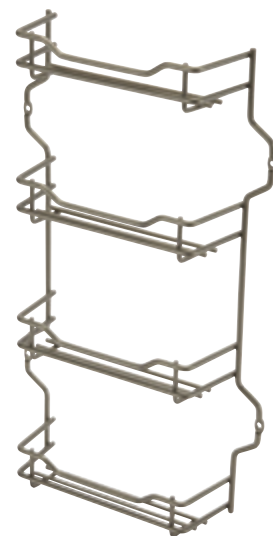
Door size (W x H) nominal	Door type	Rack size	Item No.	SRP/pc.
15" x 24"	overlay	3 1/4" x 8 1/4" x 20 5/8"	543.17.200	\$63.38
15" x 24"	inset	3 1/4" x 8 1/4" x 18"	543.17.210	\$63.28
18" x 24"	overlay	3 1/4" x 11 1/4" x 20 5/8"	543.17.201	\$94.46
18" x 24"	inset	3 1/4" x 11 1/4" x 18"	543.17.211	\$69.76
21" x 24"	overlay	3 1/4" x 14 1/4" x 20 5/8"	543.17.202	\$115.92
21" x 24"	inset	3 1/4" x 14 1/4" x 18"	543.17.212	\$85.56

SPICE RACK

- With screw mounting eyes
- 4 shelves
- Depth: 2 5/8"

Material

Steel



Finish	W x H	Item No.	SRP/pc.
champagne	9 5/8" x 15 9/16"	543.19.860	\$89.66
chrome	9 5/8" x 15 9/16"	543.19.260	\$89.66
champagne	15 3/8" x 15 9/16"	543.19.880	\$97.80
chrome	15 3/8" x 15 9/16"	543.19.280	\$97.80

SPICE RACKS

- Unique upper cabinet design keeps supplies close to cooking and prep areas




Service⁺

PULL-OUT SPICE RACK

- Installs in under 5 minutes
- Maximum weight capacity: 2" and 3" widths: 7 lbs.
4", 5" and 6" widths: 20 lbs.

Material

Textured ABS, Stainless and Birch



D x W x H	Item No.	SRP/set
10 3/4" x 14 3/8" x 10 3/4"	545.06.101	\$247.58
10 3/4" x 19 1/4" x 10 3/4"	545.06.102	\$441.04

INDIVIDUAL PULL-OUT SPICE RACKS

- Depth: 10 3/4"

Material

Textured ABS/Stainless Steel/Birch



Unit width	Base plate width	Height	Item No.	SRP/pc.
2 3/8"	2 1/2"	10 3/4"	545.06.150	\$76.44
3 1/4"	3 3/8"	10 3/4"	545.06.151	\$85.00
4"	4 1/8"	10 3/4"	545.06.152	\$109.64
5"	5 1/8"	5 3/4"	545.06.153	\$111.64
5 7/8"	6"	5 3/4"	545.06.154	\$116.62



WALL PULL-OUTS

- Available in a variety of widths and heights, our selection of wall pull-outs adds functional storage behind cabinet doors



WALL FILLER PULL-OUT

- With case
- With 3 shelves
- For use between cabinets as a filler
- Depth: 11 1/4"

Material

Maple and Birch



WALL PULL-OUT

- Without case
- For use as a pull-out in 9"-12" framed cabinets
- Adjustable shelves
- Full extension 100 lb. capacity ball bearing slides
- Top shelf is open for easy access
- D x H: 11" x 26"

Material

Maple and Birch



W x H	Item No.	SRP/pc.
3" x 30"	545.47.256	\$280.39
3" x 36"	545.47.257	\$341.38
3" x 42"	545.47.258	\$361.92
6" x 30"	545.47.266	\$390.84
6" x 36"	545.47.267	\$405.60
6" x 42"	545.47.268	\$443.71

Width	Item No.	SRP/pc.
4 7/8"	545.47.212	\$307.54
7 7/8"	545.47.214	\$318.24

DISPENSA BPO

KESSEBÖHMER

- Maximize lower cabinet storage with this handy base cabinet pull-out
- Height adjustable frame mounts behind full door
- For overlay and inset doors
- Trays/boxes are height adjustable
- Top/bottom mounting with full extension frames provide full access

soft&silent)))



FULL EXTENSION FRAME

- W x D: 3 3/4" x 22 1/2"
- Installed height: 26 3/8"–32"
- Weight capacity: 60 lbs.

Material

Steel, powder-coated

Supplied With

Slides
Front brackets

Note

Optional wide door brackets must be ordered separately, below.
Tray/basket sets must be ordered separately, refer to pages 78–81.

Finish	Item No.	SRP/pc.
champagne	546.62.826	\$424.42
silver	546.62.926	\$424.42



SHORT FRAME

- W x D: 3 3/4" x 22 1/2"
- Installed height: 20"–28"
- Weight capacity: 60 lbs.

Material

Steel, powder-coated

Supplied With

Slides
Front brackets

Note

Optional wide door brackets must be ordered separately, right.

Finish	Item No.	SRP/pc.
champagne	546.62.835	\$353.68
silver	546.62.935	\$353.68

WIDE BOTTOM DOOR BRACKET, OPTIONAL

- W x H: 5 1/2" x 1 7/16"

Material

Steel

Note

Required for doors 15" or wider.
Replaces standard bottom bracket only.



Finish	Item No.	SRP/pc.
champagne	545.09.890	\$26.66
silver	545.09.990	\$26.66

DISPENSA BPO

FINELINE™ BOXES

Supplied With

1 Box



Width	Birch	SRP/pc.	Walnut	SRP/pc.
4"	545.96.880	\$62.72	545.96.780	\$125.42
5"	545.96.881	\$62.72	545.96.781	\$133.96
7"	545.96.882	\$74.14	545.96.782	\$151.08
8"	545.96.883	\$79.84	545.96.783	\$149.90
10"	545.96.884	\$94.10	545.96.784	\$176.72
11"	545.96.885	\$99.82	545.96.785	\$182.44
13"	545.96.886	\$111.18	545.96.786	\$199.56
14"	545.96.887	\$116.88	545.96.787	\$210.94
16"	545.96.888	\$128.30	545.96.788	\$225.18
17"	545.96.889	\$133.96	545.96.789	\$233.76
19"	545.96.890	\$142.56	545.96.790	\$248.00

BRACKET SET

Supplied With

1 Set



Width	Steel/silver	Steel/champagne	SRP/set	304 Stainless Steel/ brushed	SRP/set
4"	545.96.900	545.96.800	\$40.92	545.96.000	\$45.02
5"	545.96.901	545.96.801	\$40.92	545.96.001	\$47.06
7"	545.96.902	545.96.802	\$42.98	545.96.002	\$49.12
8"	545.96.903	545.96.803	\$45.02	545.96.003	\$51.16
10"	545.96.904	545.96.804	\$45.02	545.96.004	\$53.20
11"	545.96.905	545.96.805	\$47.06	545.96.005	\$55.26
13"	545.96.906	545.96.806	\$49.12	545.96.006	\$59.34
14"	545.96.907	545.96.807	\$49.12	545.96.007	\$61.38
16"	545.96.908	545.96.808	\$51.16	545.96.008	\$73.66
17"	545.96.909	545.96.809	\$53.20	545.96.009	\$83.90
19"	545.96.910	545.96.810	\$55.26	545.96.010	\$85.94

DISPENSA BPO



ARENA PLUS TRAY SET


- Height: 4 1/8"

Material

Melamine; Surround: Steel

Supplied With


2 Trays



Maple/Champagne



Maple/Chrome




White/Chrome



Gray/Chrome



Anthracite/Chrome



W x D	Cabinet opening	Maple/ Champagne	SRP/set	Maple/ Chrome	White/ Chrome	SRP/set	Gray/ Chrome	SRP/set	Anthracite/ Chrome	SRP/set
4" x 19 3/4"	4 1/2"	546.63.860	\$330.38	546.63.160	546.63.260	\$330.38	546.63.560	\$330.38	545.09.340	\$457.78
5" x 19 3/4"	5 1/2"	546.63.861	\$334.62	546.63.161	546.63.261	\$334.62	-	-	545.09.341	\$463.13
7" x 19 3/4"	7 1/2"	546.63.862	\$336.72	546.63.162	546.63.262	\$336.72	546.63.562	\$336.72	545.09.342	\$465.77
8" x 20 3/8"	8 1/2"	546.63.812	\$260.16	546.63.112	546.63.212	\$260.16	-	-	546.63.580	\$292.30
10" x 20 3/8"	10 1/2"	546.63.832	\$267.96	546.63.132	546.63.232	\$267.96	546.63.532	\$267.96	546.63.581	\$299.40
11" x 20 3/8"	11 1/2"	546.63.813	\$269.14	546.63.113	546.63.213	\$269.35	-	-	546.63.582	\$301.51
13" x 20 3/8"	13 1/2"	546.63.833	\$306.98	546.63.133	546.63.233	\$306.98	546.63.533	\$306.98	546.63.583	\$338.21
14" x 20 3/8"	14 1/2"	546.63.814	\$318.24	546.63.114	546.63.214	\$318.84	-	-	546.63.584	\$357.62
16" x 20 3/8"	16 1/2"	546.63.834	\$385.99	546.63.134	546.63.234	\$386.62	546.63.534	\$394.68	546.63.585	\$432.77
17" x 20 3/8"	17 1/2"	546.63.815	\$393.82	546.63.115	546.63.215	\$394.49	-	-	546.63.587	\$443.33
19" x 20 3/8"	19 1/2"	546.63.835	\$487.01	546.63.135	546.63.235	\$487.37	-	-	546.63.588	\$710.66

METAL TRAY SET


- D x H: 20 3/8" x 4 1/2"

Material

Steel, powder-coated

Supplied With

2 Trays



Width	Champagne	Silver	SRP/set
3.3"	545.09.800	545.09.900	\$162.36
4"	545.09.810	545.09.910	\$178.37
5"	545.09.821	545.09.921	\$181.03
7"	545.09.832	545.09.932	\$188.98
10"	-	545.08.903	\$155.24

DISPENSA BPO



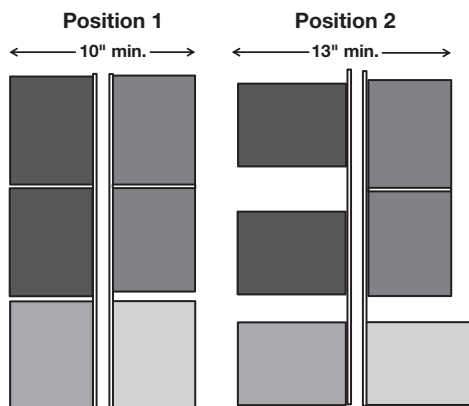
YOUBOXX SET 1

Material

Plastic; Rails: Steel, powder-coated

Supplied With

- 2 - 1 L boxes
- 1 - 2.1 L box
- 2 - 2 L boxes
- 1 Slotted knife block
- 2 Lids
- 2 Traverse rails



Finish/Box	Item No.	SRP/set
champagne/champagne	545.09.861	\$199.64
silver/white	545.09.961	\$199.64

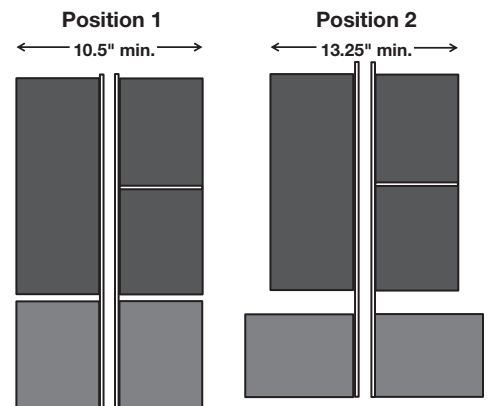
YOUBOXX SET 2

Material

Plastic; Rails: Steel, powder-coated

Supplied With

- 2 - 1 L boxes
- 2 - 2.1 L boxes
- 2 Lids
- 1 Large divider
- 2 Traverse rails



Finish/Box	Item No.	SRP/set
champagne/champagne	545.09.872	\$166.34
silver/white	545.09.972	\$166.34

DISPENSA BPO



TRAY SET 3 5/16" WIDE

Material

Metal, Wire and Plastic

Supplied With

- 1 Metal shelf
- 4 Elastic bumpers
- 2 Wire racks (3 wires)
- 4 Plastic clips



Finish	Item No.	SRP/set
champagne	545.09.850	\$155.24
silver	545.09.950	\$155.24

TRAY SET 5" WIDE

Material

Metal, Wire and Plastic

Supplied With

- 1 Metal shelf
- 4 Elastic bumpers
- 2 Wire racks (4 wires)
- 6 Plastic clips



Finish	Item No.	SRP/set
champagne	545.09.851	\$173.02
silver	545.09.951	\$173.02


TRAY SET 7" WIDE

Material

Metal, Wire and Plastic

Supplied With

- 1 Metal shelf
- 4 Elastic bumpers
- 2 Wire racks (5 wires)
- 8 Plastic clips



Finish	Item No.	SRP/set
champagne	545.09.852	\$188.56
silver	545.09.952	\$188.56

BASE UNIT PULL-OUT

- Full base unit pull-outs with soft close for cabinets with hinged doors
- Compact design for efficiently storing your everyday kitchen utensils
- Automatically glides out when opening the cabinet door
- Items are accessible from 3 sides
- Removable dispenser with a transparent lid for storage of spices or other small items
- Special sections for knives, wooden spoons and chopping boards
- Mounts left or right

soft&silent)))



KITCHEN TOWER 600

- For 24" frameless cabinets with a door/drawer
- Minimum inside cabinet dimensions:
W x D x H: 22 1/8" x 19 11/16" x 22 1/16"

Material

Steel, powder-coated; Boxes: ABS, UV resistant

Supplied With

3 Upper level trays with dividers and a 4-section spice dispenser*
4 Magnetic dividers
Non-slip mat
Chopping board holder
Full extension slide
Door fitting

Note

*Food and dishwasher safe.

Finish	Item No.	SRP/set
silver	545.17.956	\$885.92
anthracite	545.17.356	\$1,176.66



KITCHEN TOWER 450

- For 18" frameless cabinets with a door/drawer
- Minimum inside cabinet dimensions:
W x D x H: 16 1/4" x 19 11/16" x 22 1/16"

Material

Steel, powder-coated; Boxes: ABS, UV resistant

Supplied With

2 Upper level trays with dividers and a 4-section spice dispenser*
2 Magnetic dividers
Non-slip mat
Chopping board holder
Full extension slide
Door fitting

Note

*Food and dishwasher safe.

Finish	Item No.	SRP/set
silver	545.17.954	\$845.74
anthracite	545.17.354	\$1,046.00

BASE PULL-OUT COMFORT II

KESSEBÖHMER

- Bring your storage to you with this handy base cabinet shelving unit pull-out
- Full extension frames provide full access
- Trays/baskets adjustable every 4"



soft&silent)))

FULL EXTENSION FRAME

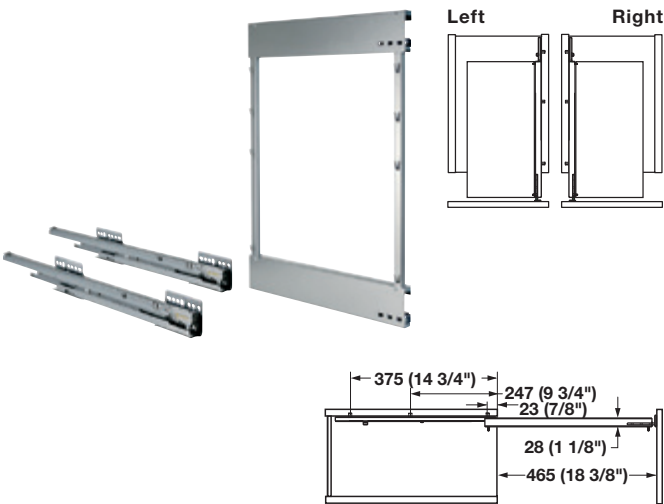
- Minimum inside cabinet depth: 19 1/2"
- Inside cabinet width: basket width + 1 5/16"
- Weight capacity: 44 lbs.

Material

Steel, powder-coated; Finish: silver RAL 9006

Supplied With

Door brackets



Height	Left access	Right access	SRP/pc.
19 3/4"	545.56.230	545.56.231	\$273.18
26 1/16"	545.56.221	545.56.220	\$273.18

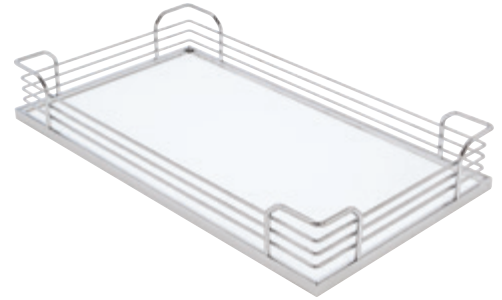
BASE PULL-OUT COMFORT II

ARENA PLUS TRAY

- D x H: 18 1/2" x 3 1/2"

Material

Melamine; Surround: Steel




Width	Maple/Chrome	SRP/pc.	White/Chrome	SRP/pc.
4 3/8"	545.60.175	\$186.16	545.60.275	\$170.76
6 1/4"	545.60.176	\$177.58	545.60.276	\$177.58
9"	545.60.177	\$182.14	545.60.277	\$182.14
11 5/8"	545.60.178	\$193.52	545.60.278	\$193.52

WIRE BASKET

- D x H: 18 1/2" x 3"

Material

Steel; Finish: chrome



Width	Item No.	SRP/pc.
4 3/8"	545.60.208	\$109.28
6 1/4"	545.60.217	\$118.28
8 1/4"	545.60.244	\$132.06
12 1/2"	545.60.253	\$154.04

BASE PULL-OUT

KESSEBÖHMER

- Use all the spaces in your kitchen, even the narrow ones
- Configurable with a towel rail, baking tray and divider, these base pull-outs are a great addition to any kitchen
- Mounts on the right hand side
- Weight capacity: 26 lbs.

soft&silent)))



90° TOWEL RAIL

- Minimum inside cabinet W x D x H:
4 1/2" x 19" x 23 1/4"

Material

Steel

Supplied With

Full extension slides



Finish	Item No.	SRP/pc.
chrome	545.61.262	\$319.94

90° BAKING TRAY

- Minimum inside cabinet W x D x H:
4 1/2" x 19" x 21 1/4"

Material

Steel

Supplied With

Full extension slides



Finish	Item No.	SRP/pc.
chrome	545.61.272	\$316.42

MOVABLE DIVIDER

- For use on bottom tray

Material

Steel; Clip holder: Plastic



Finish/Color	Item No.	SRP/pc.
chrome/black	545.61.250	\$22.80

BASE PULL-OUT

- Maximize storage in even the narrowest of spaces, these base pull-outs offer wire sides to keep your items on the shelf and intact
- Mounts on the right hand side
- Full extension soft closing slides
- Shelves accommodate items with 3 1/2" diameter
- Weight capacity: 26 lbs.

soft&silent)))



90° 2-TIER PULL-OUT

- Minimum inside cabinet W x D x H:
4 1/2" x 19" x 22 1/4"

Material

Steel

Supplied With

Textured surface metal trays
Full extension slides



Finish	Item No.	SRP/pc.
chrome	545.61.232	\$359.47

90° 3-TIER PULL-OUT

- Minimum inside cabinet W x D x H:
4 1/2" x 19" x 29 3/4"

Material

Steel

Supplied With

Textured surface metal trays
Full extension slides



Finish	Item No.	SRP/pc.
chrome	545.61.233	\$455.45

BASE PULL-OUT

KESSEBÖHMER

- Under sink storage for often-used cleaning items
- Slides out for easy access, and the removable basket section travels from room to room
- Integrated slide
- Acid resistant plastic trays are dishwasher safe
- Top swivel basket can be pushed to the left or right
- Bottom mounted full extension slides
- Removable caddy for easy transport of cleaning supplies
- Included dividers keep containers from falling over

soft&silent)))



PORTERO

- 3 baskets (1 removable)
- W x D x H: 11" x 19 1/2" x 20"
- Weight capacity: 33 lbs.

Material

Steel; Baskets: Plastic

Supplied With

Base
1 Removable basket with handle
1 Basket without handle
1 Swivel basket
8 Dividers



Finish/Color	Item No.	SRP/set
champagne/white	545.48.862	\$520.97
chrome/white	545.48.262	\$559.97

PORTERO

- Removable basket
- W x D x H: 10 7/8" x 18 3/8" x 15 9/16"
- Weight capacity: 26 lbs.

Material

Steel; Baskets: Plastic

Supplied With

Base
1 Removable basket with handle
1 Basket without handle
8 Dividers



Finish/Color	Item No.	SRP/set
chrome/translucent	545.48.261	\$486.26

PORTERO

- 1 removable basket
- W x D x H: 6 3/8" x 19 1/2" x 15 3/4"
- Weight capacity: 13 lbs.

Material

Steel; Basket: Plastic

Supplied With

Base
1 Removable basket with handle
4 Dividers



Finish/Color	Item No.	SRP/set
champagne/white	545.48.860	\$379.70
chrome/white	545.48.260	\$379.70

UNDERSINK PULL-OUTS

- Undersink pull-outs are available in a lockable pull-out compartment (ideal for childproofing cleaning chemicals or other controlled items), or a two-tiered pull-out



LOCKABLE PULL-OUT COMPARTMENT

- A lockable storage unit to keep dangerous household chemicals stored safely
- Installs left or right
- D x W x H: 8" x 17" x 17 3/8"

Material

Steel

Supplied With

Runners



Finish	Item No.	SRP/pc.
chrome	545.48.248	\$466.64

UNDERSINK STORAGE UNIT

- D x W x H: 8 9/16" x 18 1/2" x 16 9/16"

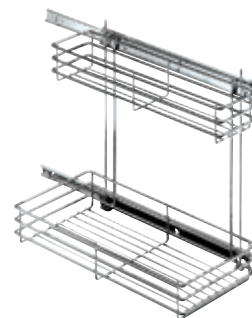
Material

Steel

Supplied With

Upper runners

Lower runners



Finish	Item No.	SRP/pc.
chrome	545.48.239	\$307.30

SMARTCAB II

STORAGE SYSTEM

- The perfect customizable solution for kitchen cabinet organization in base cabinets with a door/drawer configuration
- Designed to fit in a 15" or 18" (with a 3" Side Caddy on page 90) base cabinet with a drawer above the door
- Can be installed behind a hinged door or with included adjustable door mount brackets
- Simple to install; screws to floor of cabinet with 4 screws

Note
Apps, refer to page 90.

soft&silent)))



BASE PULL-OUT

- W x D x H: 10 3/4" x 22 1/8" x 19 1/2"
- Features Salice Futura undermount soft close slides with 75 lb. weight capacity

Material
Birch Plywood/North American Maple Solids

Supplied With
Horizontal shelf
Vertical shelf
Half Shelf

Note
Apps can be ordered separately to drop into the top of the pull-out
App holder/storage tray required, below.



	Item No.	SRP/set
	546.31.801	\$674.30

FULL SIZE APP HOLDER / STORAGE TRAY

- Drops into the top of the SmartCab II base pull-out to expand your storage and organizational options

Material
Birch



	Item No.	SRP/pc.
	546.31.863	\$175.60

SMARTCAB II



SIDE CADDY

- A convenient way to store your baking sheets
- Mounts to side of SmartCab II base pull-out with included hardware
- Adds 3" to the width of the unit
- W x D x H: 3" x 22 1/8" x 19"

Material

Birch/North American Maple



	Item No.	SRP/pc.
	546.32.811	\$338.42

FULL-SIZE CUTTING BOARD APP

Material

North American Maple




	Item No.	SRP/pc.
	546.31.852	\$105.64

ROLL MANAGER APP

- Keep all your wraps right at your fingertips

Material

Birch




	Item No.	SRP/pc.
	546.32.801	\$107.68

KNIFE BLOCK APP

- Allows you to store your knives under your cutting board

Material

Birch/North American Maple



	Item No.	SRP/pc.
	546.31.881	\$142.54

HÄFELE BASE PULL-OUTS

- Offered for both standard base cabinet and filler base cabinet sizes, these base pull-outs offer adjustable shelves on smooth-operating Grass Elite undermount slides



PULL-OUT

- For use as a pull-out in 9", 12" and 15" framed cabinets
- Full extension 80 lb. weight capacity undermount slides
- Top shelf is open for easy access
- Door mount brackets provide micro adjustment
- With adjustable guide bushings for stability
- D x H: 22 7/8" x 25 3/8"

Material
Maple



Width of pull-out	Width of base	Item No.	SRP/pc.
5 1/4"	5 7/8"	545.47.272	\$529.13
7 7/8"	8 3/8"	545.47.274	\$593.42
10 7/8"	11 5/8"	545.47.275	\$743.74

HÄFELE BASE PULL-OUTS



FILLER PULL-OUT

- For use between cabinets as a full height filler
- Use fillers behind posts and turnings
- Full extension 80 lb. weight capacity undermount slides
- D x H: 23 3/4" x 30"

Material

Maple and Birch



Width	Item No.	SRP/pc.
3"	545.47.241	\$451.10
6"	545.47.243	\$546.86

PULL-OUT TOWEL RACK

- A great, extending option for storing and drying kitchen towels
- Available in two and three towel bar varieties
- Length of mounting bracket: 15 3/4"
- Length of extending rails: 17"



2 BARS, EXTENDABLE

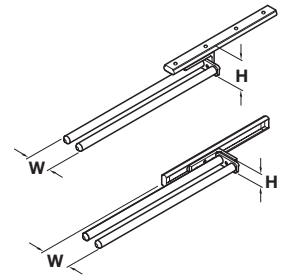
- W x H: Under mount: 2 1/2 x 3"; Side mount: 3 5/8 x 1 1/2"
- Installed length: 18 1/8"; Extended length: 11 1/4"

Material

Aluminum anodized or powder-coated

Supplied With

- 2 Precision plastic rollers
- 2 Plastic end caps



Finish	Item No.	SRP/pc.
chrome	510.54.221	\$54.48
silver anodized	510.54.921	\$59.18

3 BARS, EXTENDABLE

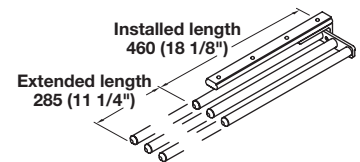
- W x H: Under mount: 5" x 3"; Side mount: 6" x 1 1/2"
- Installed length: 18 1/8"; Extended length: 11 1/4"

Material

Aluminum anodized or powder-coated

Supplied With

- 3 Precision plastic rollers
- 3 Plastic end caps



Finish	Item No.	SRP/pc.
chrome	510.54.232	\$59.20
silver anodized	510.54.932	\$59.20

APPLIANCE LIFT

KV

- Regain use of all your countertop with our Appliance Lift that brings items to your level when in use and discreetly stores them for when company shows up
- Kitchen appliances raise effortlessly with a gas cylinder assist and then lock securely into place
- Soft down function to prevent mixer from damaging cabinet interior when released
- Can be outfitted with a custom platform or a quality pre-made maple wood platform
- Lift can be positioned at two different levels: flush with counter or 2" below counter

Note

Install 1/2" down and 1/2" back from upper face frame (as shown).



HARDWARE MECHANISM

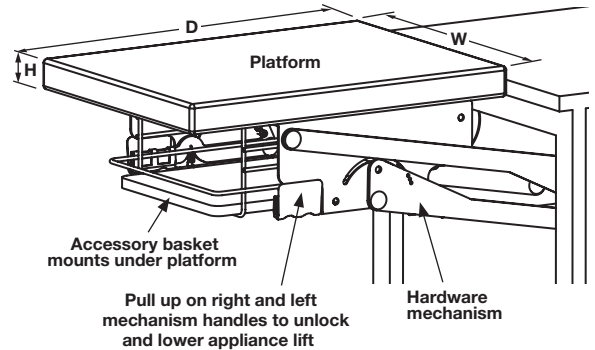
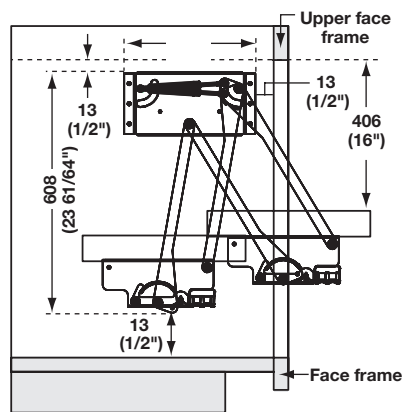
- Width: Platform surface + 2 1/2"
- Height: 23 61/64"
- Maximum depth: 13" or platform depth
- Weight capacity: 30 lbs.

Material

Steel

Supplied With

- 1 Right arm
- 1 Left arm




Finish	Item No.	SRP/pc.
platinum	504.20.900	\$405.82

ACCESSORY BASKET

- W x D x H: 9 7/8" x 4 7/8" x 12 7/8"

Material

Maple; Surround: Steel



BLOCK PLATFORM

- H x D: 1 1/2" x 18"

Material

Maple



Finish	Item No.	SRP/pc.
black	504.20.199	\$148.50

Width	Item No.	SRP/pc.
13 1/2"	504.20.190	\$147.02
16 1/2"	504.20.191	\$169.78

MOVE PULL DOWN UNIT

KESSEBÖHMER

- Cabinet items are easily reachable
- Pulling gently on the handle delivers a perfect sequence of movement
- Suitable for hinged doors and lift-up fittings
- Shelf stays where you let go when loaded
- Loading function: Pull shelf all the way down and it will hold in place for loading, only needed when empty
- A perfect fit for every wall cabinet, even those impossible to reach top shelves
- Weight capacity: max. 17.64 lbs.



Material

Melamine; Surround: Steel

Supplied With

Mounting material and instructions



Single, Silver/white



Double, Silver/Maple



Shim

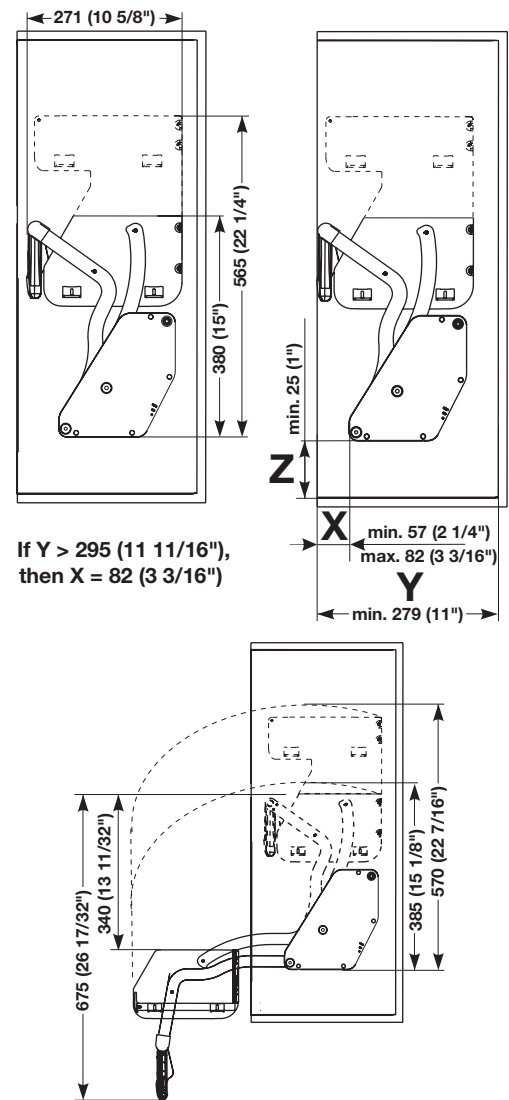
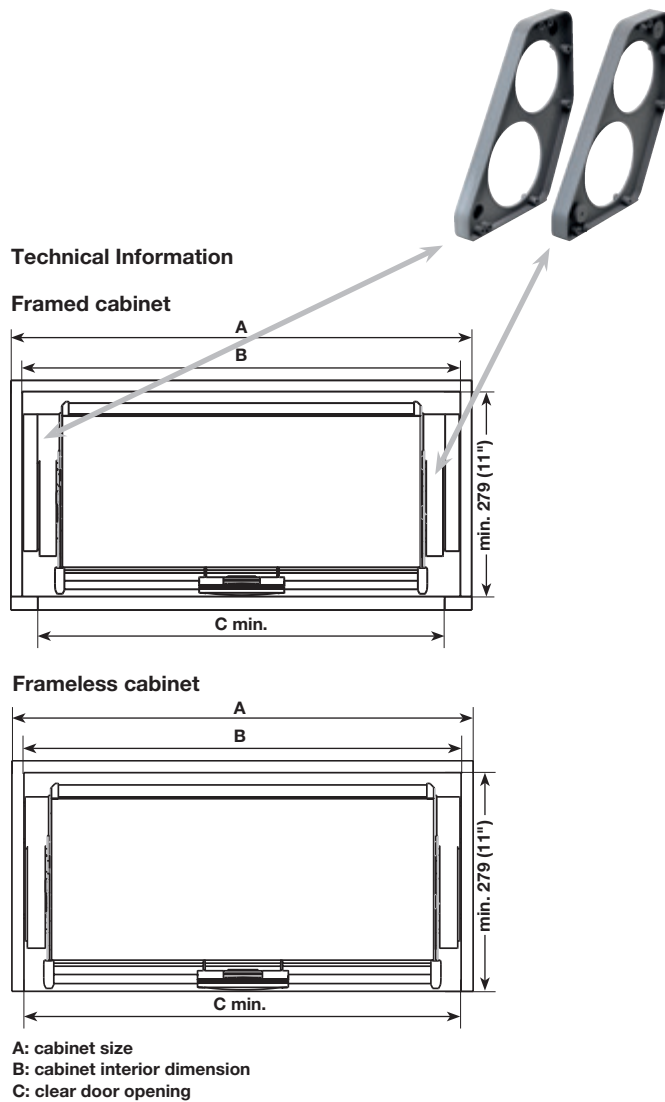
FACE FRAME, WITH SHIM

Shelf #	A	B	C min	Champagne/Maple	Silver/Maple	Silver/White	SRP/pc.
Single	21"	19 1/2"–19 3/4"	18"	504.69.812	504.69.912	504.69.712	\$655.68
Single	24"	22 1/2"–22 3/4"	21"	504.69.813	504.69.913	504.69.713	\$655.68
Single	27"	25 1/2"–25 3/4"	24"	504.69.814	504.69.914	504.69.714	\$664.60
Single	30"	28 1/2"–28 3/4"	27"	504.69.815	504.69.915	504.69.715	\$671.30
Single	33"	31 1/2"–31 3/4"	30"	504.69.816	504.69.916	504.69.716	\$675.74
Single	36"	34 1/2"–34 3/4"	33"	504.69.817	504.69.917	504.69.717	\$704.76
Double	21"	19 1/2"–19 3/4"	18"	504.69.822	504.69.922	504.69.722	\$789.48
Double	24"	22 1/2"–22 3/4"	21"	504.69.823	504.69.923	504.69.723	\$805.10

FRAMELESS

Shelf #	A	B	C min	Champagne/Maple	Silver/Maple	Silver/White	SRP/pc.
Single	21"	19 1/2"–19 3/4"	19 1/2"–19 3/4"	504.69.832	504.69.932	504.69.732	\$633.36
Single	24"	22 1/2"–22 3/4"	22 1/2"–22 3/4"	504.69.833	504.69.933	504.69.733	\$642.30
Single	27"	25 1/2"–25 3/4"	25 1/2"–25 3/4"	504.69.834	504.69.934	504.69.734	\$644.52
Single	30"	28 1/2"–28 3/4"	28 1/2"–28 3/4"	504.69.835	504.69.935	504.69.735	\$644.52
Single	33"	31 1/2"–31 3/4"	31 1/2"–31 3/4"	504.69.836	504.69.936	504.69.736	\$678.00
Single	36"	34 1/2"–34 3/4"	34 1/2"–34 3/4"	504.69.837	504.69.937	504.69.737	\$680.22
Double	21"	19 1/2"–19 3/4"	19 1/2"–19 3/4"	504.69.842	504.69.942	504.69.742	\$760.50
Double	24"	22 1/2"–22 3/4"	22 1/2"–22 3/4"	504.69.843	504.69.943	504.69.743	\$778.32

IMOVE PULL DOWN UNIT



INSTALLATION GUIDE IMOVE SINGLE SHELF

Dimensions	Hinged door	Hinged door
Hinge protrusion	< 1"	> 1"
Installation height, hinge	2 9/16"	2 9/16"
Installation height, iMove	1"	3 5/32"
Installation depth, iMove	2 1/4"	2 1/4"
Clear inside cabinet depth	y min 11"	y min 11"
Minimum cabinet height*	20 7/16"	22 7/8"

*Cabinet heights vary with the individual installation situations.

INSTALLATION GUIDE IMOVE DOUBLE SHELF

Dimensions	Hinged door	Hinged door
Hinge protrusion	< 1"	> 1"
Installation height, hinge	2 9/16"	2 9/16"
Installation height, iMove	1"	3 5/32"
Installation depth, iMove	2 1/4"	2 1/4"
Clear inside cabinet depth	y min 11"	y min 11"
Minimum cabinet height*	27 29/32"	30 5/16"

*Cabinet heights vary with the individual installation situations.

TIP OUT TRAYS

- Tip Out Trays are about capturing unused space - specifically in front of sinks - for storage and quick access to sponges and other day-to-day use items



2-TRAY SET

- D x H: 2 3/16" x 3 7/8"

Material
Plastic

Supplied With
1 Plain tray
1 Divided tray
2 Pairs of hinges



Color	Length	Item No.	SRP/set
white	11"	545.29.770	\$56.34
white	14"	545.29.771	\$57.40

CUT-TO-SIZE TRAYS

- L x D x H: 72" x 2 3/8" x 3 11/16"

Material
Plastic



Color	Item No.	SRP/pc.
white	545.29.768	\$43.08

END CAPS

- For cut-to-size trays

Material
Plastic



Color	Item No.	SRP/pr.
white	545.29.980	\$16.65

HINGE SET

Material
Steel

Supplied With
1 Pair of hinges
Mounting hardware



	Item No.	SRP/pr.
	545.29.992	\$19.80

TIP OUT TRAYS

- Tip Out Trays are about capturing unused space - specifically in front of sinks - for storage and quick access to sponges and other day-to-day use items
- For use with face frame or frameless cabinets



TRAYS

- D x H: 3 1/2" x 2 1/2"
- Opening should be 13/16" wider than nominal dimension

Material
Stainless Steel



Width	Item No.	SRP/pc.
11 15/16"	549.29.080	\$29.60
14"	549.29.081	\$29.60

BOX MILANO

- Discreet way to capture small appliances and create additional enclosed storage space in the kitchen
- Unit height can be trimmed down by simply cutting the bottom of the front rails to the needed height
- Dimensions listed are outside cabinet dimension; unit is designed for 3/4" panels



STANDARD SLATS

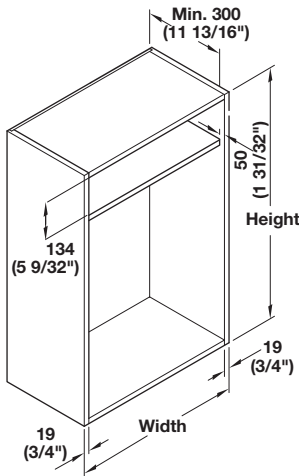
- Slat height: 1"

Material

Aluminum

Note

Custom sizes of the Box Milano can be special ordered for a minimum of 5 kits (allow 4–6 weeks for delivery).



	24" Height				60" Height					
Width	Brushed	SRP/pc.	Stainless Steel	SRP/pc.	Brushed	SRP/pc.	Stainless Steel	SRP/pc.	Matt Aluminum	SRP/pc.
18"	443.17.290	\$1,480.75	443.17.090	\$1,519.49	443.17.295	\$2,287.85	443.17.095	\$2,287.85	-	-
21"	443.17.314	\$1,480.75	443.17.096	\$1,480.75	443.17.319	\$2,287.85	443.17.101	\$2,287.87	-	-
24"	443.17.296	\$1,519.49	443.17.102	\$1,519.49	443.17.301	\$2,287.85	443.17.107	\$2,287.85	443.17.321	\$2,287.85
30"	443.17.302	\$1,519.49	443.17.108	\$1,519.49	443.17.307	\$2,287.85	443.17.113	\$2,287.85	443.17.322	\$2,229.53
36"	443.17.308	\$1,519.49	443.17.114	\$1,519.49	443.17.313	\$2,287.85	443.17.119	\$2,287.85	443.17.323	\$2,229.53

BOX MILANO

APPLIANCE GARAGE KIT

- A sleek alternative for countertop appliances and related accessories

Material

Aluminum

Note

Kit components will construct approximately 5 roller shutters:

W x H: 24" x 18"

Finish	Item No.	SRP/kit
brushed aluminum	443.18.910	\$2,579.92
stainless steel	443.18.911	\$3,031.36
matt aluminum	443.18.912	\$1,686.14



KIT COMPONENTS

Description	Finish	Length/Ø	Qty.
Slats	aluminum	118 1/8"	36 pcs., 354'
Top valance	-	118 1/8"	1 pc.
Handle slat	-	118 1/8"	1 pc.
Surface mount track housing	aluminum	118 1/8"	5 pcs., 49'
Internal guide track for mounting inside track	-	118 1/8"	5 pcs., 49'
End cap for slat	-	-	250 pcs.
Handle cap with stop	-	-	10 pcs.
Surface mount 90° corner track	-	Ø2"	20 pcs.
Guide wheels	-	Ø4"	20 pcs.
Flat screws for attaching wheels	-	-	20 pcs.
Washer for attaching wheels	-	-	20 pcs.
Countersunk screws for attaching corner track	-	-	40 pcs.
Flat screws for attaching guide track to cabinet	-	-	75 pcs.

RACKS, BASKETS AND FENCES

- A wide selection of stylish, purposeful racks and baskets that maintain your design vision



BAKING RACK SUPPORT KESSEBÖHMER

- Screw mounted to cabinet base
- W x D x H: 3" x 12" x 10"

Material

Steel



Finish	Item No.	SRP/pc.
champagne	540.42.800	\$62.57
chrome	540.42.200	\$62.54

FENCE, FOR WOOD SHELVES KESSEBÖHMER

- Press-fits in 5 mm diameter drilled holes
- Height: 1 1/2"

Material

Steel; Finish: chrome




Length	# Press fit plugs	Item No.	SRP/pc.
9 3/4"	2	547.51.218	\$29.48
11 3/4"	2	547.51.227	\$35.08
13 11/16"	2	547.51.236	\$38.54
15 11/16"	2	547.51.245	\$43.32
17 5/8"	3	547.51.254	\$47.58
21 9/16"	3	547.51.263	\$52.12

MULTI-PURPOSE BASKET

- Three-sided
- With screw mounting eyes
- W x D x H: 12 1/4" x 4" x 4 1/2"

Material

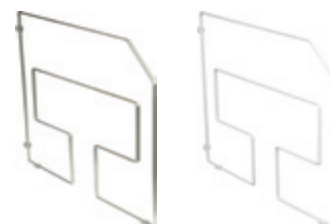
Steel



Finish	Item No.	SRP/pc.
champagne	540.36.807	\$45.72
chrome	540.36.207	\$45.72

TRAY DIVIDER KV

- Installs easily with four attachment clips
- W x D: 15 1/16" x 19 1/2"



Finish	Height	KV No.	Item No.	SRP/pc.
frosted nickel	12"	TD12-FN	520.18.601	\$56.11
frosted nickel	18"	TD18-FN	520.18.602	\$66.00
white	12"	TD12-W	520.18.701	\$46.22
white	18"	TD18-W	520.18.702	\$56.14

PULL-OUT TABLE SYSTEMS

- Extend kitchen prep areas when you need them and quickly hideaway when you don't



RAPID, PULL-OUT TABLE HAILO

- Cantilevered
- Self-supporting table
- A drawer front panel can be screw mounted directly onto the table front panel
- The system can be subsequently installed in place of a drawer or between two cabinets
- Fitting is not visible when installed
- Extended length: 31 1/2"
- Minimum interior width: 22 1/8"
- Table width: 20 1/2"
- Weight capacity: 220 lbs. (evenly distributed)

Material

Wood; Table top: Melamine, plastic-coated; Telescopic guides: Beech

Supplied With

Housing, Guides, Front panel

Finish	Item No.	SRP/pc.
white/gray dotted	505.58.703	\$595.96
maple	505.58.103	\$595.96

TOP FLEX KESSEBÖHMER

- Recommended table top thickness: 5/8"
- Extended length: 32"
- Cabinet width: 17 3/4"–35 1/2"
- Interior cabinet opening height: 4 3/4"
- Minimum cabinet depth: 20"
- Weight capacity: 66 lbs.

Material

Steel, plated

Supplied With

Extension fittings

Note

Table top and front panel are customer supplied.



	Item No.	SRP/pc.
	505.70.200	\$739.78

LATTICE GRILLS

- Both functional and decorative, lattice grills add texture, warmth and style to any kitchen
- Slats are shaped and sanded prior to assembly, so that the grill can be varnished without further treatment
- Glued, triple-laminated slats are exceptionally resistant to warping
- Double-sided, sanded, and ready to stain

DECORATIVE AND VENTILATION GRILLS

- Rounded on one side
- Slats are arranged at 45° to the panel edges
- Panel dimensions: 47 1/4" x 23 5/8"
- Spacing: 1/2" staves with 1/2" gaps

Material
Natural Wood




Wood species	Thickness (mm)	Item No.	SRP/pc.
Beech	3.0	574.90.301	\$369.84
Oak	3.4	574.90.409	\$416.04
Maple	3.4	574.90.101	\$529.06
Pine	3.0	574.90.001	\$369.84
Cherry	2.0	574.90.601	\$603.52

DECORATIVE AND VENTILATION GRILLS

- Thickness: 5 mm
- Spacing: 9/16" staves with 9/16" gaps
- Slats are arranged at 90° to the panel edges (square)
- Panel dimensions: 78 3/4" x 31 1/2"

Material
Natural Wood



Wood species	Item No.	SRP/pc.
Maple	574.93.110	\$2,080.20
Cherry	574.93.610	\$2,021.14
Oak	574.93.410	\$1,628.20

DECORATIVE AND VENTILATION GRILLS

- Thickness: 5 mm
- Spacing: 9/16" staves with 9/16" gaps
- Slats are arranged diagonal at 45° to the panel edges
- Panel dimensions: 78 3/4" x 31 1/2"

Material
Natural Wood



Wood species	Item No.	SRP/pc.
Maple	574.93.100	\$1,733.48
Cherry	574.93.600	\$2,021.14
Oak	574.93.400	\$1,628.20

WOOD STORAGE

- With wooden storage options so pretty you'll want to show them off—regardless of whether they live in front of or behind cabinet doors



WINE LATTICE

- Cut-to-size
- Stave width: 3/4"
- Stave opening: 4" x 4"
- Depth: 7/8"

Material

Maple

Supplied With

Front and back racks



W x H	# of Bottles	Item No.	SRP/pr.
17" x 29"	14	541.98.170	\$216.26
17" x 36"	17	541.98.171	\$272.16
23" x 29"	22	541.98.172	\$273.14
23" x 42"	31	541.98.173	\$317.74

BOTTLE RACK

- Can be trimmed to fit 18" or 30" spaces
- D x H: 3/4" x 2"

Material

Maple

Supplied With

Front and back racks




Width	# of Bottles	Item No.	SRP/pr.
24"	5	541.98.196	\$90.34
48"	10	541.98.199	\$170.66

STEMWARE RACK

- Accommodates most stemware styles
- Glass hangs from base
- D x H: 12" x 1 1/2"

Material

Maple



Width	Item No.	SRP/pc.
18"	541.98.184	\$163.99
30"	541.98.187	\$180.17
36"	541.98.188	\$216.74

WOOD STORAGE

- With wooden storage options so pretty you'll want to show them off—regardless of whether they live in front of or behind cabinet doors



PLATE RACK

- Accommodates up to 13 plates
- Spacing between rails is 1 5/8" or 2" on center
- 3 middle rails are removable for easy access
- Can be trimmed to any size
- Rail Ø: 3/8"
- W x D x H: 36" x 3/4" x 12 1/4"

Material
Maple

Supplied With
Front and back rails



	Item No.	SRP/set
	541.98.160	\$256.94

TRAY DIVIDER

- For 12" cabinet
- Convenient dividers for baking sheets, platters, pans and lids
- Spacing between dividers: 3"
- W x D x H: 11 3/4" x 22 1/4" x 16"

Material
Birch

Supplied With
3 Dividers
Back profile
Bottom profile



	Item No.	SRP/set
	545.47.199	\$239.47

DOOR MOUNT SPICE RACK

- For left or right hand installation
- Mount behind 12", 15", 18" or larger doors
- Store containers up to Ø1 1/2"
- D x H: 3 1/8" x 23"

Material
Maple



Width	Item No.	SRP/pc.
9 1/2"	543.39.100	\$164.93
12 1/2"	543.39.101	\$192.14
15 1/2"	543.39.102	\$217.51

WICKER BASKETS

- Designed for both framed and frameless cabinets in various sizes, wicker baskets offer ample storage for practically any dry goods that need to be organized



WICKER BASKET

- Install in or between two cabinets
- Baskets are woven over solid beech frames which slide on runners (sold separately below)
- For installation, calculate frame width less 1/4" for ease of use of runners
- Two handles drilled into frame
- D x H: 21 1/4" x 7 7/8"

Material

Wicker, natural, dipped
Frame: Beech, lacquered

Note

Order runners separately.
Custom sizes available with
minimum order of 200 pcs.



Width	Item No.	SRP/pc.
11 5/16"	540.55.001	\$245.70
14 5/16"	540.55.002	\$245.70

WICKER BASKET

- Free standing

Material

Wicker; Color: natural brown



W x D x H	Item No.	SRP/pc.
11 1/4" x 21 1/4" x 7 3/4"	540.57.081	\$161.20
14 1/4" x 21 1/4" x 7 3/4"	540.57.082	\$207.40

RUNNERS

- For wicker baskets shown above

Material

Beech, lacquered



Description	Item No.	SRP/pr.
For 11 5/16" basket	540.55.991	\$54.34
For 14 5/16" basket	540.55.992	\$54.34

WINE POSTS AND PEGS

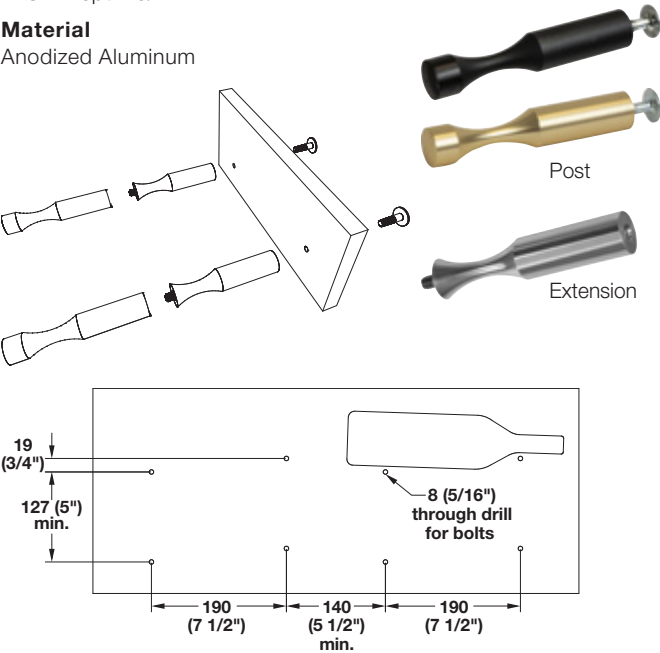


WINE POST

- Stores and displays wine bottles so the label can be viewed from the front
- Posts are threaded and can be expanded to store 1, 2 or 3 wine bottles
- Easily attaches to 3/4" substrate from back
- Ø x Depth: 3/4" x 4"

Material


Anodized Aluminum



Description	Finish	Item No.	SRP/pc.
Post	black	521.99.300	\$31.32
Extension	black	521.99.310	\$31.32
Post	silver	521.99.900	\$31.32
Extension	silver	521.99.910	\$31.32
Post	matt gold	521.99.800	\$35.38
Extension	matt gold	521.99.810	\$35.38

Supplied With

1/4-20 screws for 3/4" substrate

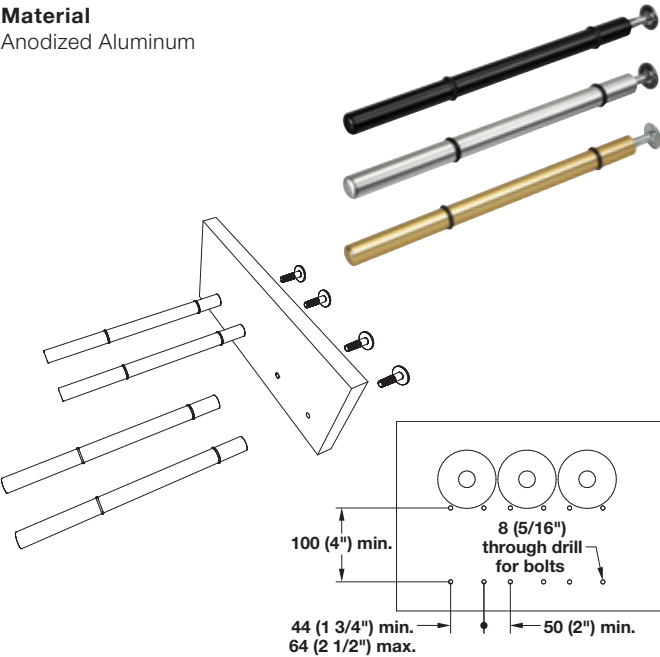


WINE PEG

- Stores and displays wine bottles with the neck facing out
- O-rings help cushion and grip wines bottles and are designed for Bordeaux and Burgundy shaped bottles
- Easily attaches to 3/4" substrate from back
- Ø x Depth: 1/2" x 7 1/2"

Material

Anodized Aluminum



Finish	Item No.	SRP/pc.
black	521.99.320	\$31.32
silver	521.99.920	\$31.32
matt gold	521.99.820	\$35.38

Supplied With

1/4-20 screws for 3/4" substrate

WINE PARALLEL RODS




PARALLEL RODS

- Stores and displays wine bottles so the label can be viewed from the front
- Rods span between two vertical substrates
- Internal splines allow rods to be cut and fastened at any length
- Installs with 1/4-20 screws
- Allows for flexible design options; accommodates multiple cabinet depths and bottle types
- Ø x Depth: 3/4" x 4"

Material

Anodized Aluminum



Finish	Length	Storage	Item No.	SRP/pc.
black	17"	1 bottle	521.99.331	\$320.00
black	27"	2 bottles	521.99.332	\$504.34
black	39"	3 bottles	521.99.333	\$713.04
silver	17"	1 bottle	521.99.931	\$320.00
silver	27"	2 bottles	521.99.932	\$504.34
silver	39"	3 bottles	521.99.933	\$713.04
matt gold	17"	1 bottle	521.99.831	\$406.80
matt gold	27"	2 bottles	521.99.832	\$619.04
matt gold	39"	3 bottles	521.99.833	\$813.58

Supplied With 18 pcs.

Note Screws are not supplied.


*Storage is based on the length of the rod. Two rods are required for support.

PARALLEL ROD BRACKETS

- The parallel rods attach to the brackets to create a ventilated shelf
- Brackets can be used in a fixed application or add slides for a pull-out shelf
- 12" length uses 6 parallel rods, 22" length uses 11 parallel rods
- H x W: 1" x 1/2"

Material

Wood/Maple



Finish	Depth	Item No.	SRP/pc.
black, unpainted	12"	521.99.340	\$34.80
unfinished	12"	521.99.140	\$27.84
black, painted	22"	521.99.341	\$48.70
unfinished	22"	521.99.141	\$41.74

Supplied With

Screws to attach parallel rods

FOLDING STEP STOOL

HAILO

- Great for use in the kitchen, garage or anywhere in the home, these step stools fold to a slim profile for easy storage

STEPFIX

- Stepfix can be hung on a side panel using the optional hanging bracket
- Safety spring and smooth folding mechanism
- With 2 steps: 7 3/4" x 11 3/4" covered with non-slip rubber treads
- Weight capacity: 330 lbs.

Material

Steel, powder-coated; Feet: Plastic



Finish	Item No.	SRP/pc.
anthracite	505.04.310	\$176.00

HANGING BRACKET, OPTIONAL

- Screw mounts to cabinet side panel to stow Stepfix
- L x D x H: 5 1/2" x 1 1/8" x 1 3/8"

Material

Steel, powder-coated



Finish	Item No.	SRP/pc.
anthracite	505.04.322	\$15.32

TOEKICK BRACKET, OPTIONAL

- Attaches to Stepfix step stool and toekick to slide under cabinet
- Includes four snap-on rollers permitting ladder to roll out
- Folds down to 3 3/4"
- A minimum of 4" is required

Material

Steel, galvanized



	Item No.	SRP/pc.
	505.04.319	\$52.48

FOLDING STEP STOOL

HAILO

- Folds down for easy storage - just 2 9/16" wide
- Carry handle features a combined release and go function
- Non-slip rubber treads
- Weight capacity: 330 lbs.



MINI COMFORT

- With 2 steps covered with non-slip ribbing
- L x W x H: 17 23/32" x 2 3/4" x 23 5/8"

Material

Legs: Steel; Steps: Aluminum; Feet: Rubber; Handle: Plastic



Finish	Item No.	SRP/pc.
silver/black	505.03.232	\$182.18

HOLDERS

- Getting cleaning tools off the floor and onto walls makes them easier to access with our range of holders and grommets



ULTRAHOLD

- Use in kitchen pantry, garage, workshop, office and storage room
- Aluminum rail will not rust
- Non-slip covering on hooks
- Adjustable sliding clamp
- May be removed from rail and fastened independently to wall
- Weight capacity: 20 lbs./clamp

Material

Rail: Aluminum, anodized; Clip: Steel



Length	Item No.	SRP/pc.
18" (4 hooks)	888.00.015	\$52.40
36" (8 hooks)	888.00.024	\$85.92

BOTTLE HOLDER GROMMET

- For insertion in round openings: Ø4 1/8"
- Height to lower edge: 15/16"

Material

Plastic



Color	Item No.	SRP/pc.
black	520.39.620	\$0.85

BROOMSTICK HOLDER

- With four holders, for concealed screw mounting
- W x D x H: 12 1/2" x 1 1/16" x 2 15/16"

Material

Plastic; Hooks: Steel; Finish: nickel-plated, rubber-coated

Supplied With

Screws



Color	Item No.	SRP/pc.
white	520.44.700	\$44.70
gray	520.44.500	\$42.98

BROOMSTICK HOLDER

- Screw mounted
- W x D x H: 2" x 1 9/16" x 1 15/16"

Material

Steel, bright galvanized; Rollers: Rubber

Supplied With

50 pcs.



	Item No.	SRP/pc.
	520.10.009	\$15.74

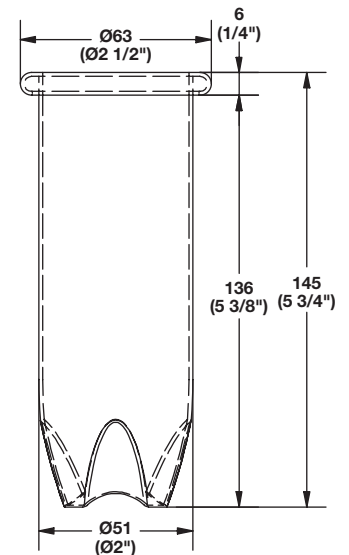
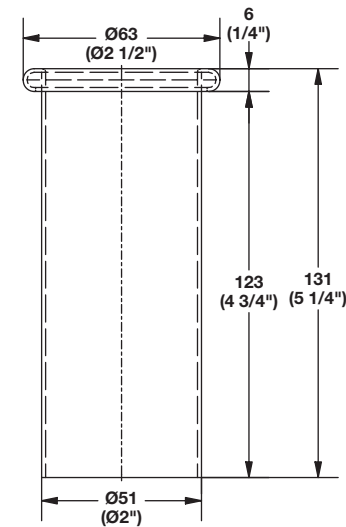
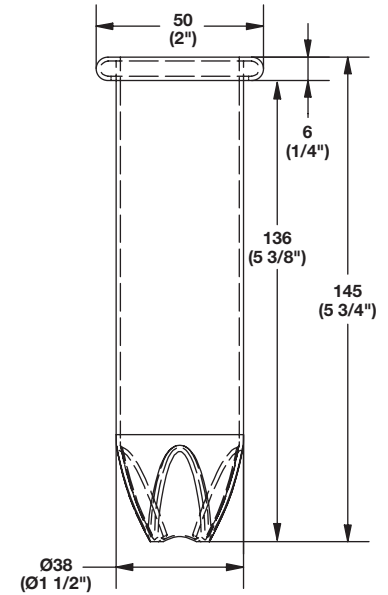
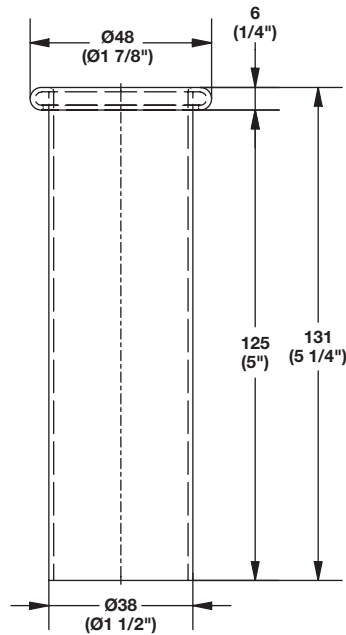
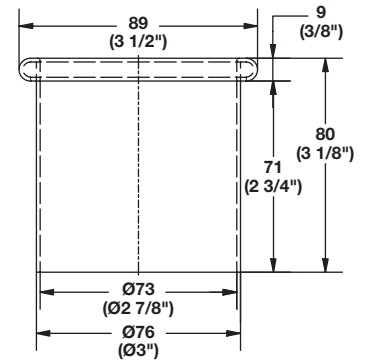
GROMMETS

UTILITY GROMMETS

- Use for curling irons, hair dryers, tools, etc.
- High quality steel

Material

Steel; Finish: chrome-plated



Ø x Height	Bottom	Item No.	SRP/pc.
3" x 3 1/8"	open	520.99.200	\$25.70
1 1/2" x 5 1/4"	open	520.99.210	\$19.98
1 1/2" x 5 3/4"	crimped	520.99.220	\$25.70
2" x 5 1/4"	open	520.99.211	\$22.86
2" x 5 3/4"	crimped	520.99.221	\$28.56

SLIMLINE SWEEPOVAC KITCHEN VACUUM

- Easy installation
- Reduces household work - no bending or dustpan
- Strong suction power: Dirt, crumbs, even pet hair are drawn in immediately
- Can be used to clean debris off brush head
- Re-usable dust bags are easy to remove
- Bags hold up to 12 weeks of sweeping
- Kick switch with a broom or foot to draw in the dirt that is brushed up in front of the kitchen vacuum
- The new optional extending hose allows for vacuuming drawers, which can replace a vacuum cleaner in small spaces
- Kick switch for turning on or off, with bag full indicator light, safety cut-out - switch turns off automatically after 10 seconds



SWEEPOVAC

- Minimum plinth height: 4"
- Cut-out: 13 15/32" x 3 3/4"
- Power consumption: 650 W
- UL listed
- Finish: stainless steel colored

Supplied With

Vacuum unit
Front plate
Mains lead, 118 1/8", with schuko safety plug
3 Disposable dust bags
Reusable dust bag
HEPA filter
Template for plinth cut-out
Mounting screws 25/32"
Installation instructions



	Item No.	SRP/pc.
	565.29.994	\$387.80

REPLACEMENT BAGS

- Reuseable bag



	Item No.	SRP/pc.
	565.29.087	\$62.22

EXTENDING HOSE, OPTIONAL

- Extends from 70 55/64"-216 17/32"

Supplied With

3 nozzles
- Crevice nozzle - 9 13/16" long
- Hard floor/parquet floor nozzle - 5 7/8" wide
- Upholstery nozzle - 5 7/8" wide



	Item No.	SRP/pc.
	565.29.995	\$85.96

CUSTOM LIBRARY LADDERS

- Our custom ladders are built strong and add beauty, style and functionality to any room
- Library ladders are not only for libraries; they are also great for closets, kitchens and wine rooms
- Wood library ladders are assembled with steel rods and plated steel braces for maximum comfort and strength; all ladders incorporate a blind mounted grab bar on the top rung and a reinforced, oversize bottom step for additional strength and safety
- Track Ø: 1 1/4"
- Weight capacity: 250 lbs. per ladder
- Ladder weight (based on height): Wood: 4.7 lbs. per foot
Aluminum: 3.6 lbs. per foot

Note

Visit www.hafele.com/us – Services, Service+, Custom Library Ladders.

LADDER MATERIAL OPTIONS

- Ladders are available in natural hardwood or powder-coated aluminum

POWDER-COATED ALUMINUM

Matte Black **Gloss Black** **Beige Metallic**
Matte White **Gloss White**

NATURAL HARDWOOD




Birch



Cherry



Mahogany



Maple




Red Oak



White Oak



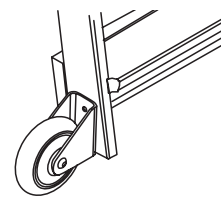
Walnut



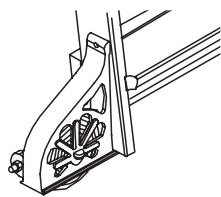
Alder

WHEEL HOUSING OPTIONS

Contemporary

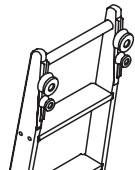


Sunburst

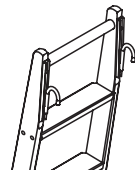


UPPER ASSEMBLY OPTIONS

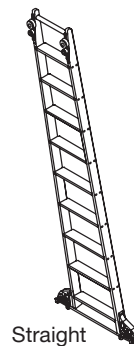
**Roller Assembly
for affixed rolling ladder**




**Hook Assembly
for a removable ladder**



LADDER OPTIONS



Straight



Bent

Service+

HARDWARE OPTIONS

- A variety of hardware finishes are available to complement any ladder style
- All hardware, including wheel housing, upper roller assembly, handrails, track, brackets, braces and bolts will be in the selected finish

PLATED HARDWARE FINISHES

Chrome **Nickel** **Copper**
Brass **Bronze**

POWDER-COATED HARDWARE FINISHES

Matte Black **Gloss Black** **Beige Metallic**
Matte White **Gloss White** **Silver Gray**







JUNK DRAWERS DON'T EXIST HERE

It's not just about a place for one thing. It's about the organization of things, creating a spot for everything in the kitchen. From cutlery to spice organization, everything you need to store in a drawer is going to have an appropriate place to call home. Our unique range offers storage salvation for all the valuable "junk" you might choose to throw at it.

CONTENTS

FINELINE™ KITCHENWARE AND PLATE ORGANIZER.	117-120
FINELINE CUTLERY TRAYS.	121-122
FINELINE INSERTS & ACCESSORIES.	123-127
FINELINE MOVE.	128-131
NON-SLIP & CABINET PROTECTOR MATS	132-135
CUTLERY TRAYS, SPICE AND DRAWER INSERTS	136-143
FLOCK MATS/FELT CLOTH.	144

FINELINE™ KITCHENWARE AND PLATE ORGANIZER

- A smartly designed and completely customizable way to organize your kitchen
- Easily trimmed to fit most drawers
- Base plate may be used as drawer bottom
- A large variety of accessories to choose from for increased storage and functionality
- Elegantly tapered dividers for a distinguished look
- Design Patent #D894.693



BASE PLATE KIT

- L x W x H: 22" x 34" x 3/8"

Material

MDF veneer

Supplied With

12 Round posts, 12 Locking nuts, 12 Push in pins



Finish	Item No.	SRP/set
walnut	557.47.702	\$479.16
birch	557.47.801	\$287.56
black ash	554.47.301	\$325.72

BASE PLATE

- L x H: 22" x 3/8"

Material

MDF veneer

Supplied With

4 Bumpers



Finish	Width	Item No.	SRP/set
walnut	22"	556.87.641	\$156.90
walnut	34"	557.47.710	\$284.80
walnut	40"	556.87.640	\$349.74
birch	22"	556.87.941	\$127.44
birch	34"	557.47.810	\$248.14
birch	40"	556.87.940	\$288.04
black ash	22"	556.87.341	\$119.88
black ash	34"	554.47.310	\$231.56
black ash	40"	556.87.340	\$287.40
white oak	40"	556.87.440	\$267.34

FINELINE™

ANTI-SLIP BUMPER

- For 5 mm holes of pegboard

Material

Rubber

Supplied With

1 Bag (25 pcs.)



Color	Item No.	SRP/bag
black	556.87.397	\$33.02

TRIANGLE POST

- Can be pushed or screwed in
- L x W x H: 6 5/16" x 1 1/4" x 1 3/8"

Supplied With

4 Posts, 4 Locking nuts, 4 Push in pins



Material	Item No.	SRP/set
Walnut	556.87.692	\$119.94
Birch	556.87.992	\$79.96
White Oak	556.87.490	\$172.12
Black Ash	556.87.390	\$87.48

BUMPER

- Self-adhesive backing

Material

Polyurethane

Note

Sold in full sheet qty. only, 98 pcs./sheet



Color	Item No.	SRP/pc.
black	356.25.330	\$0.54

ROUND POST

- Can be pushed or screwed in
- Ø x L: 1" x 6 5/16"

Supplied With

4 Posts, 4 Locking nuts, 4 Push in pins



Material	Item No.	SRP/set
Walnut	557.47.692	\$97.44
Birch	557.47.892	\$59.98
White Oak	557.47.490	\$87.48
Black Ash	554.47.390	\$72.46

FINELINE™



PLATE HOLDER

- W x D x H: 13 3/8" x 7 1/16" x 7 1/16"

Material

Handle: Stainless Steel



Material	Item No.	SRP/pc.
Walnut	557.47.780	\$197.36
Birch	557.47.880	\$196.80
White Oak	557.47.480	\$236.48
Black Ash	554.47.380	\$180.68

PLATE RACK

- W x D x H: 18 13/16" x 1/2" x 4 3/4"

Supplied With

2 pcs.



Material	Item No.	SRP/pc.
Walnut	556.87.650	\$213.92
Birch	556.87.950	\$111.26
White Oak	556.87.450	\$179.98
Black Ash	556.87.350	\$117.08

WINE STORAGE RACK

- W x H: 22" x 2"
- Thickness: 1/2"



Material	Item No.	SRP/set
Walnut	557.47.720	\$91.10
Birch	557.47.820	\$74.18
White Oak	557.47.420	\$156.82
Black Ash	554.47.320	\$71.30

FINELINE™

DIVIDERS

- H x D: 4 3/4" x 1/2"



Material	Length	Item No.	SRP/pc.
Walnut	4 15/16"	556.49.750	\$33.44
Walnut	7 1/2"	556.49.751	\$48.62
Walnut	18 13/16"	556.49.752	\$88.06
Birch	4 15/16"	556.49.850	\$25.04
Birch	7 1/2"	556.49.851	\$32.50
Birch	18 13/16"	556.49.852	\$64.98
White Oak	4 15/16"	556.49.450	\$79.72
White Oak	7 1/2"	556.49.451	\$84.78
White Oak	18 13/16"	556.49.452	\$113.12
Black Ash	4 15/16"	556.49.350	\$30.02
Black Ash	7 1/2"	556.49.351	\$35.02
Black Ash	18 13/16"	556.49.352	\$70.00

CONTAINER HOLDER

- W x D: 22" x 7 1/16"
- Thickness: 5/8"




Material	Item No.	SRP/pc.
Walnut	557.47.740	\$231.02
Birch	557.47.840	\$185.42
White Oak	557.47.440	\$213.36
Black Ash	554.47.340	\$178.16

OIL PAN

- L x W x H: 9 5/16" x 5 3/4" x 9/16"

Material

Stainless Steel



	Item No.	SRP/pc.
	557.47.130	\$61.14

CONTAINER

- Ø x H: 4 3/4" x 6 11/16"
- Capacity: 1.76 quarts

Material

Glass; Lid: Stainless Steel



	Item No.	SRP/pc.
	557.47.150	\$30.70

FINELINE™

- Stylish drawer inserts to organize flatware, serving utensils and other kitchen essentials
- Easily trimmed to fit most drawers
- Beautiful mix of natural wood, stainless steel and aluminum
- Elegantly tapered dividers for a distinguished look

Note

For outside cabinet widths of 18" and 24" and width and depth spacers, refer to page **122**. Depth extension spacers are required only when width extension spacers are used. One depth extension spacer is included with each cutlery tray, additional spacers must be ordered separately.



CUTLERY TRAY

- Minimum inside drawer depth: 16 11/16"
- Maximum inside drawer depth: 20 7/8"
- Minimum trim width: 13 3/8"

Material

MDF veneer; Dividers: Solid Wood

Supplied with

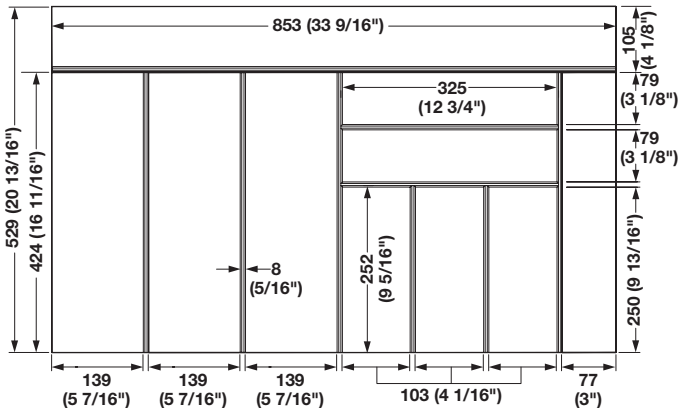
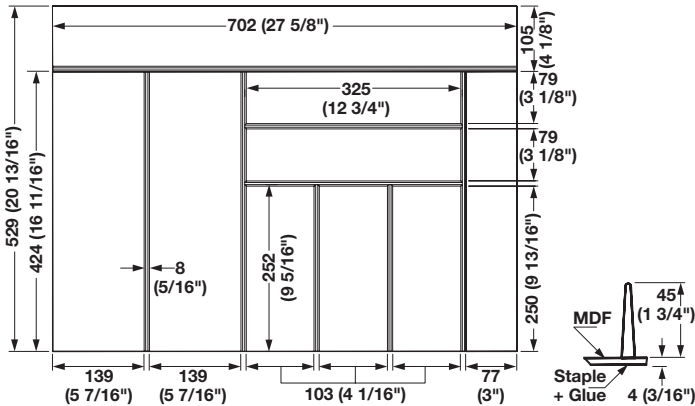
Cutlery tray
Depth extension spacer

Note

White oak is not supplied with depth extension spacer.



Finish/ Wood species	For outside cabinet width	Actual width	Item No.	SRP/pc.
Walnut	30"	27 5/8"	556.87.603	\$318.08
Walnut	36"	33 9/16"	556.87.604	\$353.68
Birch	30"	27 5/8"	556.87.903	\$203.58
Birch	36"	33 9/16"	556.87.904	\$221.40
White Oak	30"	27 5/8"	556.87.403	\$548.64
White Oak	36"	33 9/16"	556.87.404	\$495.76
Black Ash	30"	27 5/8"	556.87.303	\$222.20
Black Ash	36"	33 9/16"	556.87.304	\$262.12



FINELINE™

CUTLERY TRAY

- Minimum inside drawer depth: 16 11/16"
- Maximum inside drawer depth: 20 7/8"
- Minimum trim width: 10 1/8"

Material

MDF Veneer; Dividers: Solid Wood

Supplied with

Cutlery tray

Depth extension spacer

Note

White oak is not supplied with depth extension spacer.

Finish/ Wood species	For outside cabinet width	Actual width	Item No.	SRP/pc.
Walnut	18"	15 9/16"	556.87.601	\$188.30
Walnut	24"	21 9/16"	556.87.602	\$254.48
Birch	18"	15 9/16"	556.87.901	\$155.24
Birch	24"	21 9/16"	556.87.902	\$185.78
White Oak	18"	15 9/16"	556.87.411	\$354.48
White Oak	24"	21 9/16"	556.87.402	\$393.00
Black Ash	18"	15 9/16"	556.87.301	\$167.28
Black Ash	24"	21 9/16"	556.87.302	\$214.72

DEPTH EXTENSION SPACER, OPTIONAL

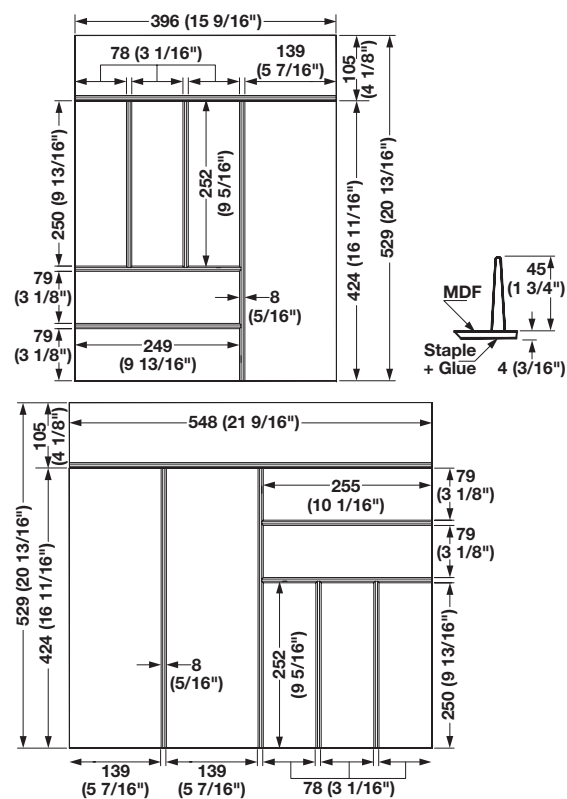
- Depth: 4 1/8"

Note

One depth extension spacer is included with each cutlery tray. Required only when width extension spacers are used, order separately.



Material	Actual width	Item No.	SRP/pc.
Walnut	23 5/8"	556.91.622	\$70.00
Walnut	47 1/4"	556.91.623	\$122.42
Birch	23 5/8"	556.91.922	\$59.98
Birch	47 1/4"	556.91.923	\$94.96
White Oak	23 5/8"	556.91.422	\$197.24
White Oak	47 1/4"	556.91.423	\$182.36
Black Ash	23 5/8"	556.91.122	\$64.98
Black Ash	47 1/4"	556.91.123	\$99.96



WIDTH EXTENSION SPACER, OPTIONAL

- W X D: 20 13/16" x 3 1/8"



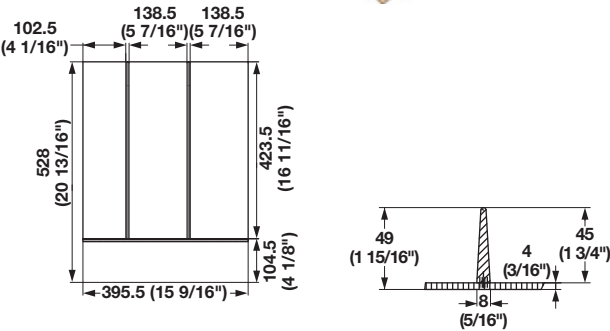
Material	Item No.	SRP/pc.
Walnut	556.91.611	\$59.98
Birch	556.91.911	\$44.98
White Oak	556.91.411	\$146.18
Black Ash	556.91.111	\$50.02

FINELINE™

- Great for storage of larger utensils, foils, kitchen tools, etc.
- Inserts and accessories from pages **126–127** can be used
- Allows you to organize all the top drawers in your kitchen - not just your cutlery drawer
- Can be trimmed for width and depth for a custom fit
- One depth extension is included with each Insert, refer to page **122** if additional spacers are required

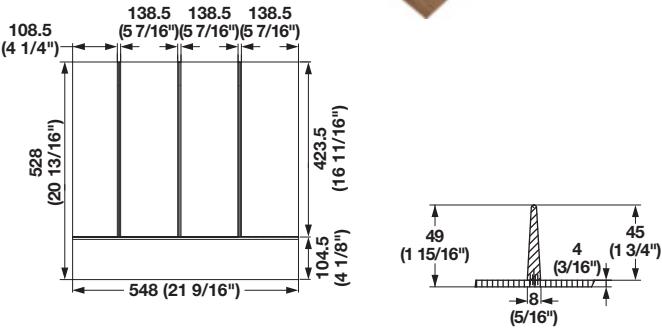


MULTIPURPOSE INSERT 18"



Material	Item No.	SRP/pc.
Walnut	556.87.621	\$129.78
Birch	556.87.921	\$101.82
Black Ash	556.87.321	\$107.00

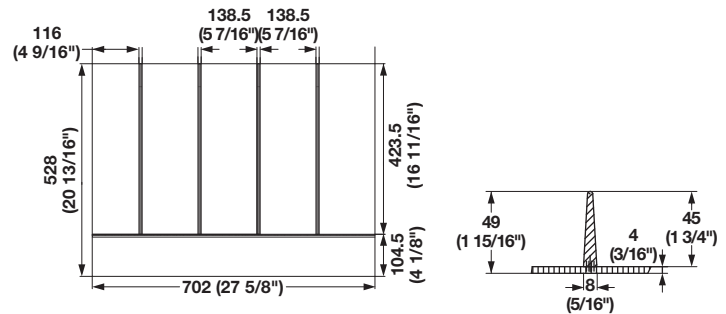
MULTIPURPOSE INSERT 24"



Material	Item No.	SRP/pc.
Walnut	556.87.622	\$180.68
Birch	556.87.922	\$140.00
Black Ash	556.87.322	\$151.52

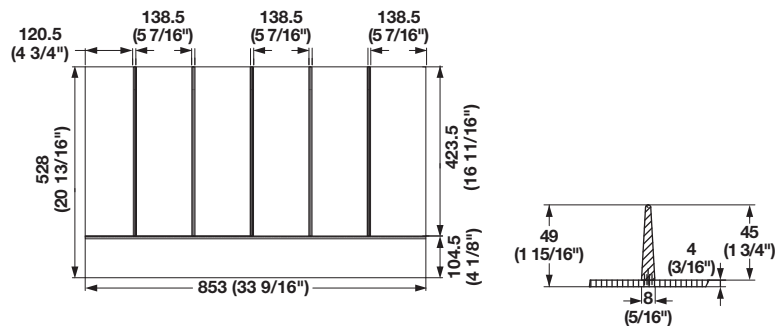
FINELINE™

MULTIPURPOSE INSERT 30"



Material	Item No.	SRP/pc.
Walnut	556.87.623	\$231.56
Birch	556.87.923	\$175.58
Black Ash	556.87.323	\$200.52

MULTIPURPOSE INSERT 36"



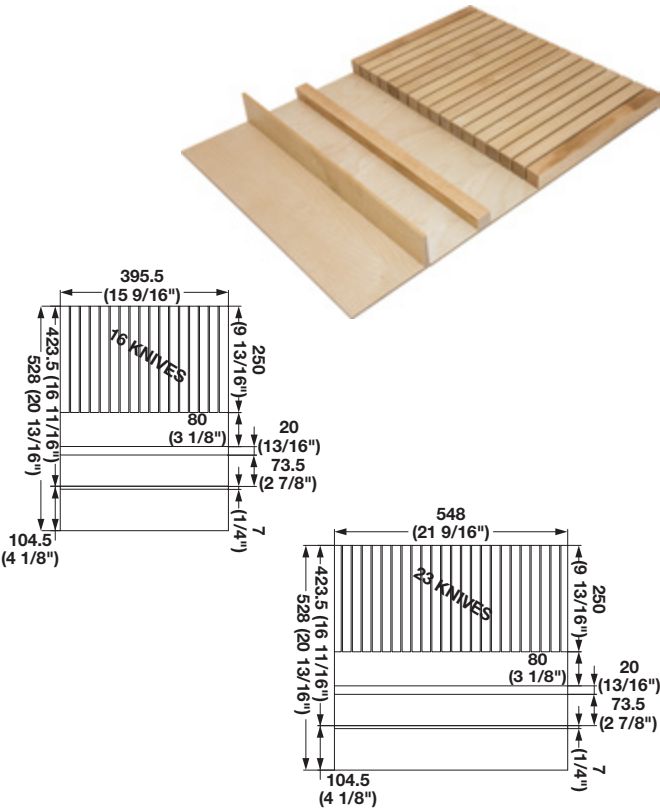
Material	Item No.	SRP/pc.
Walnut	556.87.624	\$290.08
Birch	556.87.924	\$218.86
Black Ash	556.87.324	\$247.40

FINELINE™



KNIFE INSERT

- Organize all your knives in one drawer
- Quick, safe, visible, and easy to access
- Can be trimmed for width and depth for a custom fit



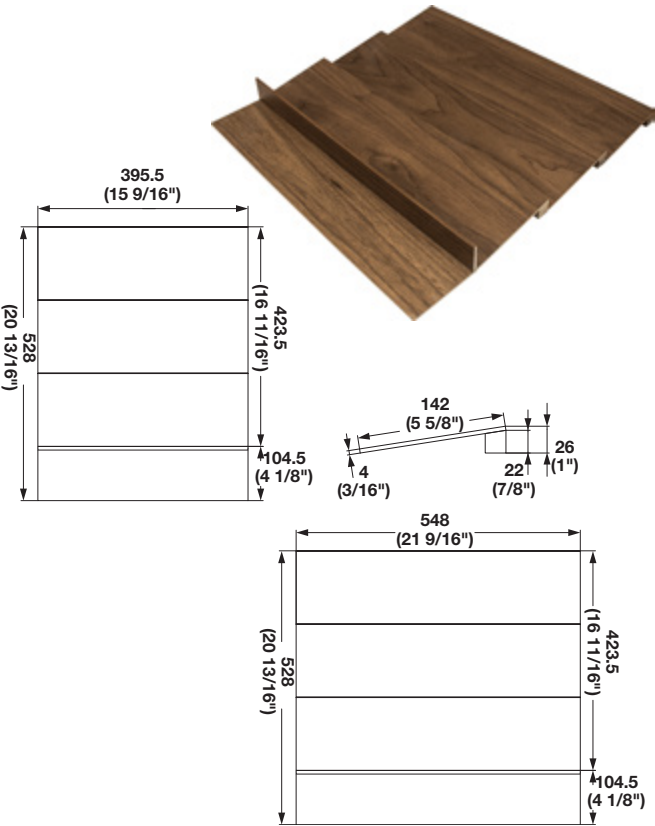
Material	18"	SRP/pc.	24"	SRP/pc.
Walnut	556.87.681	\$407.12	556.87.682	\$554.68
Birch	556.87.981	\$188.30	556.87.982	\$257.00
Black Ash	556.87.381	\$297.14	556.87.382	\$409.66

STEPPED SPICE HOLDER

- Visible and easy to access spices
- Can be trimmed for width and depth for a custom fit

Note

One depth extension is included with each Insert.
Refer to page 122 if additional spacers are needed.



Material	18"	SRP/pc.	24"	SRP/pc.
Walnut	556.87.671	\$122.18	556.87.672	\$167.96
Birch	556.87.971	\$76.38	556.87.972	\$101.82
Black Ash	556.87.371	\$111.98	556.87.372	\$152.70

FINELINE™

A CONTAINER HOLDER

- W X D: 16 11/16" x 5 7/16"
- Hole Ø: 2 3/8"



Material	Item No.	SRP/pc.
Walnut	556.87.660	\$112.52
Birch	556.87.960	\$74.18
White Oak	556.87.460	\$118.26
Black Ash	556.87.360	\$73.80

A STEPPED CONTAINER HOLDER

- W X D: 16 11/16" x 5 7/16"



CONTAINERS

- Containers fit into the container holder for secure storage
- Ø x H: 2 3/8 x 2 3/8"
- Material: Stainless Steel

Supplied With
6 pcs.



	Item No.	SRP/set
	556.92.031	\$236.72

Material	Item No.	SRP/pc.
Walnut	556.91.680	\$52.48
Birch	556.91.980	\$45.52
White Oak	556.91.480	\$125.96
Black Ash	556.91.180	\$48.38

FINELINE™



A KNIFE BLOCK

- W X D: 16 11/16" x 5 7/16"



Material	Item No.	SRP/pc.
Walnut	556.91.640	\$108.36
Birch	556.91.940	\$96.72
White Oak	556.91.440	\$164.42
Black Ash	556.91.140	\$99.26

A ROLL HOLDER

- W X D: 16 11/16" x 5 7/16"

Material

Roll cover: Aluminum anodized



Material	Item No.	SRP/pc.
Walnut	556.91.650	\$162.50
Birch	556.91.950	\$147.60
White Oak	556.91.450	\$215.80
Black Ash	556.91.150	\$150.14

A CROSS SLOT DIVIDER

- W X D: 16 11/16" x 5 7/16"



Material	Item No.	SRP/pc.
Walnut	556.87.699	\$54.20
Birch	556.87.999	\$35.02
Black Ash	556.87.398	\$39.98

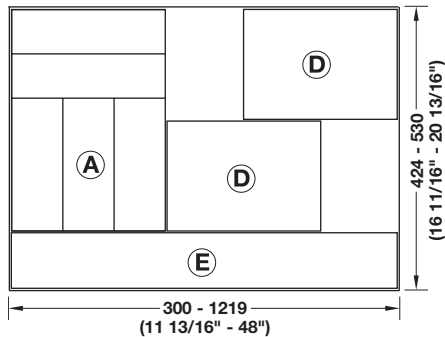
FINELINE™ MOVE

- Fineline Move allows you to configure your own personal drawer organization
- A special system of boxes in different sizes, allows for individualized organization of drawers
- Compartments in various sizes can be arranged by effortless horizontal movement of the boxes
- Mats on the drawer bottom create an interesting surface for spaces between the boxes if desired, refer to page **133**
- Non-slip mats also assist in preventing noise and movement of components

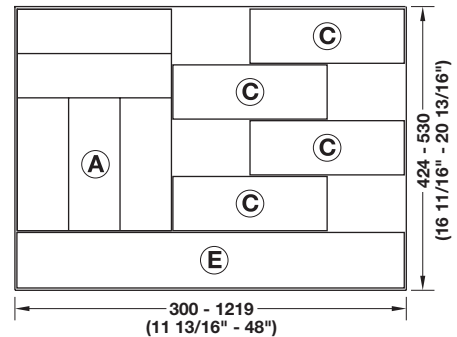
Below are some example layouts of how you can use the Fineline Move kitchen products.



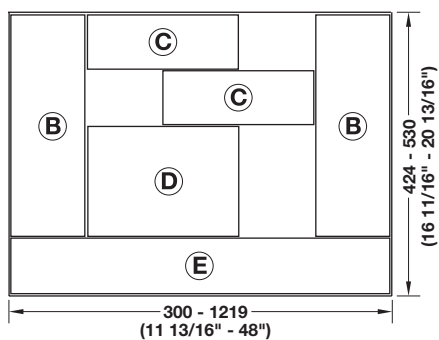
CUTLERY DRAWER 1



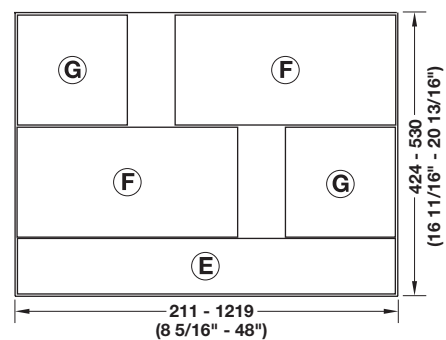
CUTLERY DRAWER 2



CUTLERY DRAWER 3



DEEP STORAGE DRAWER 1

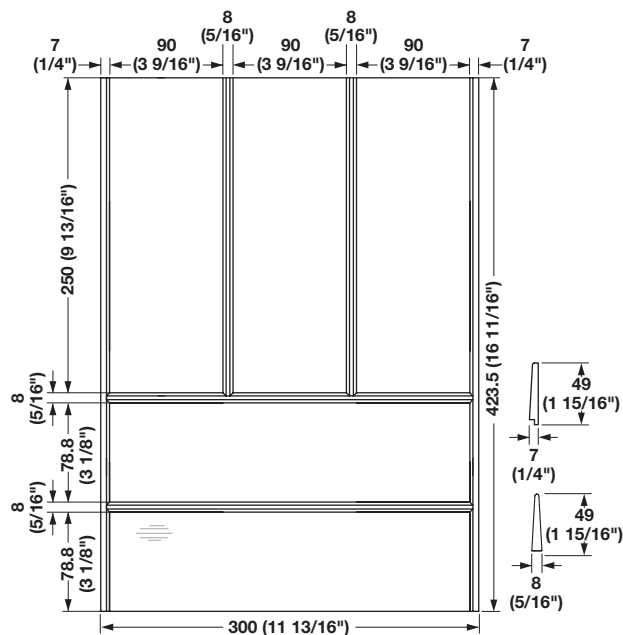


FINELINE™ MOVE



A CUTLERY INSERT

- W x D x H: 11 13/16" x 16 11/16" x 1 15/16"



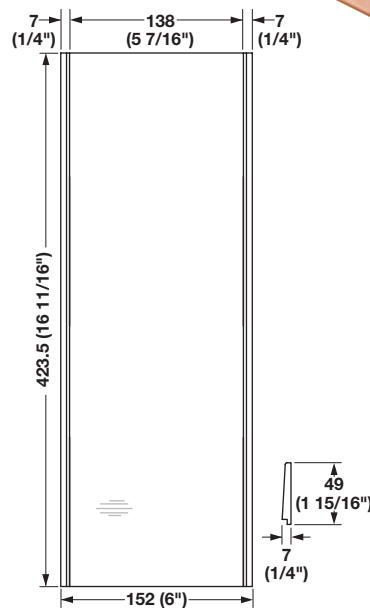
Material	Item No.	SRP/pc.
Birch	556.88.200	\$101.82
Walnut	556.88.700	\$188.30
Black Ash	556.88.300	\$148.22

B MULTIPURPOSE INSERT

- Use for large utensils or to hold an accessory such as a knife block, spice storage or a roll holder
- W x D x H: 6" x 16 11/16" x 1 15/16"

Note

Fineline accessories from pages **126–127** can be used with Multipurpose Insert.



Material	Item No.	SRP/pc.
Birch	556.88.210	\$51.38
Walnut	556.88.710	\$97.00
Black Ash	556.88.310	\$62.76

FINELINE™ MOVE

- Cutlery boxes easily organize drawer contents and are perfect when entertaining
- Compartments can be arranged in a variety of sizes by stepless horizontal movement
- Non-slip mats on the cabinet bottom allow for empty spaces within the drawer
- The Fineline Move is elegant but also very strong. The dividers taper down to a wider base where they are glued and stapled in place resulting in beautiful and durable joinery



C CUTLERY BOX 1

- Can be used with a cutlery tray, multipurpose insert or the Cutlery Box 2
- W x D x H:
4 1/8" x 11 13/16" x 1 15/16"

Note

A typical 21" deep drawer will use 4 pieces of Cutlery Box 1.



Material	Item No.	SRP/pc.
Birch	556.88.220	\$37.10
Walnut	556.88.720	\$74.14
Black Ash	556.88.320	\$45.64

E DEPTH EXTENSION SPACER, OPTIONAL

- Depth: 4 1/8"



Material	Actual width	Item No.	SRP/pc.
Walnut	23 5/8"	556.91.622	\$70.00
Walnut	47 1/4"	556.91.623	\$122.42
Birch	23 5/8"	556.91.922	\$59.98
Birch	47 1/4"	556.91.923	\$94.96
Black Ash	23 5/8"	556.91.122	\$64.98
Black Ash	47 1/4"	556.91.123	\$99.96

D CUTLERY BOX 2

- Can be used with a cutlery tray, multipurpose insert or the Cutlery Box 1
- W x D x H:
8 5/16" x 11 13/16" x 1 15/16"

Note

A typical 21" deep drawer will use 2 pieces of Cutlery Box 2.



Material	Item No.	SRP/pc.
Birch	556.88.221	\$54.18
Walnut	556.88.721	\$108.36
Black Ash	556.88.321	\$71.32

CLIP

Material

304 Stainless Steel



Finish	Item No.	SRP/pc.
brushed	556.88.096	\$4.57

FINELINE™ MOVE

- Tapered storage boxes with handles make bringing items from drawers to table easy



F KITCHEN STORAGE BOX 1

- Used for organization and storage in deep drawers
- Use with Storage Box 2 for the optimal storage solution
- W x D x H: 8 5/16" x 16 11/16" x 4 3/4"



Material	Item No.	SRP/pc.
Birch	556.88.230	\$148.22
Walnut	556.88.730	\$350.58
Black Ash	556.88.330	\$208.08

G KITCHEN STORAGE BOX 2


- Used for organization and storage in deep drawers
- Use with Storage Box 1 for the optimal storage solution
- W x D x H: 8 5/16" x 8 5/16" x 4 3/4"



Material	Item No.	SRP/pc.
Birch	556.88.231	\$88.40
Walnut	556.88.731	\$213.80
Black Ash	556.88.331	\$131.04

NON-SLIP MATS

- Cushion glassware and dishes with these cut-to-size Non-Slip Mats
- Translucent mat is ideal for glass applications as the surface remains visible but protected, offering slip resistance and noise prevention




Gray



Silver



White



Translucent



STUDED NON-SLIP MAT

- D x W: 59" x 32' 9"

Material

Synthetic Rubber

Note

Sold in rolls.



Color	Item No.	SRP/roll
white	547.90.719	\$1,231.86
translucent	547.90.412	\$1,201.72
silver	547.90.919	\$1,166.22
gray	547.90.509	\$1,233.08

STUDED NON-SLIP MAT


- D x W: 23 5/8" x 59"

Material

Synthetic Rubber

Note

Sold in sheets.





Color	Item No.	SRP/pc.
white	547.90.761	\$73.80
translucent	547.90.491	\$74.08
silver	547.90.901	\$73.80
gray	547.90.521	\$73.80

NON-SLIP MATS

- Keep items from shifting in drawers with our Non-Slip Mats
- Each sheet is available in variety of depths which can be cut to fit your specific application
- Helps to reduce noise



Black

Umbra Gray
(RAL 7022)Quartz Gray
(RAL 7039)

White



Translucent



FIBER NON-SLIP MAT


- Fiber pattern works great with wood drawers and provides a nice contrast of materials
- Umbra Gray matches Blum Legrabox "Orion Gray", Grass Vianaro "Graphite Gray" and Häfele Matrix "Champagne" and "Anthracite"
- Width: 46 1/16"

Material

Face: Rubber; Back: Polystyrene

Note

Sold in sheets.




Color	Depth	Item No.	SRP/pc.
black	19 3/4"	547.92.325	\$38.88
black	23 5/8"	547.92.326	\$44.28
umbra gray (RAL 7022)	19 3/4"	547.92.525	\$41.22
umbra gray (RAL 7022)	23 5/8"	547.92.526	\$44.28
quartz gray (RAL 7039)	19 3/4"	547.92.625	\$38.88
quartz gray (RAL 7039)	23 5/8"	547.92.626	\$42.98
quartz gray (RAL 7039)	29 1/8"	547.92.627	\$57.30

SAMPLE CHAIN

Supplied With

5 3/4" x 4 1/8" piece of all of our non-slip mat and cabinet protector mat products.



	Item No.	SRP/pc.
	732.06.790	\$12.00

WEAVE NON-SLIP MAT


- Weave pattern provides a modern look
- W x L: 23 5/8" x 46 1/16"

Material

Face: Rubber; Back: Polystyrene

Note

Sold in sheets.



Color	Item No.	SRP/pc.
black	547.92.336	\$44.26
umbra gray (RAL 7022)	547.92.536	\$45.50
white	547.92.736	\$44.28
translucent	547.93.492	\$45.68

CANVAS NON-SLIP MAT

- W x L: 23 5/8" x 46 1/16"

Material

Face: Rubber; Back: Polystyrene

Note


Sold in sheets.





Color	Item No.	SRP/pc.
basalt gray	547.94.672	\$52.74

UNDERSINK MATS

- Protect your cabinet investment with these water-resistant, durable, cut-to-size mats in a variety of colors and styles



CABINET PROTECTOR MATS




White Gray/stainless Black/stainless Maple

- Cut-to-size to fit in sink cabinet
- Unique dimples collect up to 1 gallon water per 6 square feet
- Stainless mat adds a beautiful and durable protective surface for your cabinet
- Maple and white mats are designed to blend with your interior cabinet finish
- Width: 45 1/4"

Material

Polystyrene

Color	Depth	Item No.	SRP/pc.
white	24 5/8"	547.91.703	\$105.44
gray/stainless	24 5/8"	547.91.550	\$108.20
maple	23 5/8"	547.91.705	\$105.44
black/stainless	24 5/8"	547.91.350	\$113.50



Gray/Flexible Rubber

- Flexible rubber mat ships rolled to save shipping costs
- Designed to be easier to trim with scissors for fitting around existing pipes in retrofit and remodel applications
- Easy to insert into a cabinet with a front stile
- W x D: 24 5/8" x 45 1/4"

Material

Flexible Rubber


Note

Once rolled out the flexible rubber mat will lay completely flat. If needed, warm slightly with a blow dryer or heat gun on initial installation. Be careful not to overheat or melt the mat.

Color	Item No.	SRP/pc.
gray	547.91.563	\$126.52

EDGE GASKET FOR UNDERSINK MATS

- Length: 8'



Item No.	SRP/pc.
556.68.500	\$16.37

CUSTOM DRAWER, SHELF, AND CABINET PROTECTOR MATS

- Made to your exact size and shape with a quick turn-around time
- Choice of Crystal or Riverstone textures
- Durable 2.1 mm thickness
- Sound dampening properties to help reduce noise

Uses:

- As a drawer liner to protect your drawers and make cleaning a breeze
- As a shelf liner in the pantry to keep your cans from tipping over
- As a shelf liner on a wire shelf in a closet to keep from having lines in your clothes while maintaining visibility to what is stored on the shelf
- On an office desk as a writing surface or to protect your work surface
- On a coffee table to prevent scratching and moisture stains
- Under a sink to help protect the bottom of the cabinet from slow drips or household cleaners
- Under your pet's food and water dish to protect your floor
- Size range from 2"–200" on the long side and from 2"–46" on the short side

Material

Material: FDA Compliant Clear Vinyl




Riverstone



Crystal

Service+



DRAWER INSERTS

- Keep commonly used spices and cutlery within easy reach
- Can be cut-to-size
- With durable clear UV coating

SPICE TRAY DRAWER INSERT

- Designed for spice containers of any size
- D x H: 19 1/2" x 1 3/32"

Material

Birch



Width	Item No.	SRP/pc.
15 1/4"	556.99.114	\$180.77
23 1/2"	556.99.117	\$222.26



CUTLERY TRAY DRAWER INSERT

- Each cutlery section width: 2 3/4"
- Minimum trim depth: 14 1/4"
- D x H: 19 1/2" x 2 1/4"

Material

Birch



Width	Item No.	SRP/pc.
15 1/4"	556.99.104	\$154.30
23 1/2"	556.99.107	\$187.68



DOUBLE CUTLERY DRAWER

- This drawer within a drawer saves space and virtually doubles cutlery storage potential
- Squeeze to release inner drawer
- Completely assembled and ready to install
- Finished solid maple silverware dividers installed on both upper and lower drawer box

Note

Prepped for Häfele, Blum, Grass or Salice Undermount slides, must order separately. Add your own drawer front, customer supplied.



DOUBLE CUTLERY DRAWER

- Minimum drawer opening height: 5"
- D x H: 21" x 4 3/16"

Material

Prefinished 1/2" Maple sides
Prefinished 1/4" Birch ply bottom



Cabinet size	Width	Item No.	SRP/pc.
15"	11 1/2"	556.48.800	\$371.35
18"	14 1/2"	556.48.801	\$395.14
21"	17 1/2"	556.48.802	\$409.99
24"	20 1/2"	556.48.803	\$433.78

CUTLERY TRAYS

- Designed in a variety of sizes and configurations, these scalloped cutlery tray inserts will keep you organized
- Can be trimmed to fit drawer

CUTLERY TRAY INSERTS

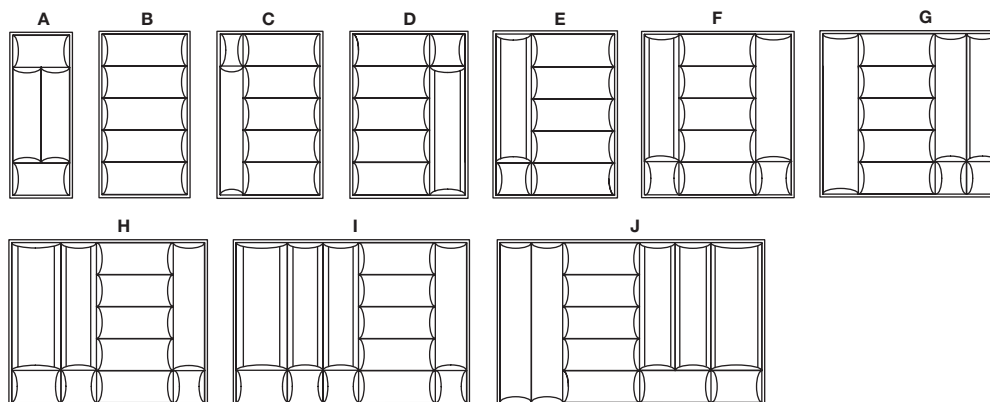
- For drawer depth: 19 1/4"–21 1/4"
- For drawer height: 2"
- Material thickness: 3/32"

Material

Plastic



Size	Cabinet width (face frame)	Width of tray	Item No.	SRP/pc.
A	15"	8"–12"	556.53.510	\$32.86
B	18"	12"–16"	556.53.511	\$34.30
C	21"	14"–18"	556.53.512	\$37.98
D	24"	16"–20"	556.53.513	\$37.94
E	24"	18"–22"	556.53.514	\$44.26
F	27"	20"–24"	556.53.515	\$49.12
G	30"	24"–28"	556.53.516	\$65.40
H	33"	28"–32"	556.53.517	\$67.52
I	39"	32"–36"	556.53.518	\$73.76
J	42"	36"–40"	556.53.519	\$82.20



SKY CUTLERY TRAYS

- Designed with an optional divider for customization of the insert
- Can be trimmed to fit drawer
- Compartments are flared at the bottom for easier cleaning
- Material thickness: 3/32"
- Tray height: 2 1/16"

Note

Optional divider, refer to page 140.



TRAY FOR 21" DEEP DRAWER

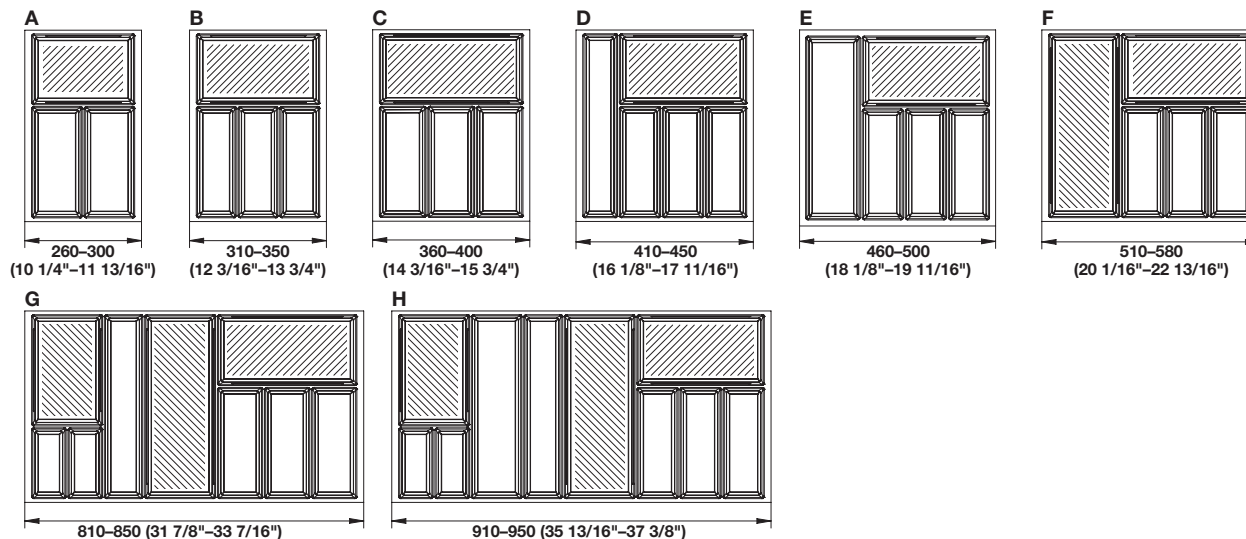
- Trimmable depth: A - D: 18 1/2"–20 1/2"
E - H: 18 1/2"–20 1/16"

Material

Polystyrene



Size	Cabinet width (face frame)	Cabinet width (frameless)	Trimmable width	Slate Gray	SRP/pc.	Textured White	SRP/pc.
A	15"	15"	10 1/4"–11 13/16"	556.55.361	\$21.68	556.55.761	\$21.10
B	18"	-	12 3/16"–13 3/4"	556.55.362	\$23.24	556.55.762	\$23.24
C	21"	18"	14 3/16"–15 3/4"	556.55.363	\$25.30	556.55.763	\$25.34
D	-	21"	16 1/8"–17 11/16"	556.55.364	\$27.44	556.55.764	\$27.44
E	24"	-	18 1/8"–19 11/16"	556.55.365	\$30.02	556.55.765	\$29.56
F	27"	24"	20 1/16"–22 13/16"	556.55.366	\$29.52	556.55.766	\$29.68
G	-	36"	31 7/8"–33 7/16"	556.55.369	\$61.18	556.55.769	\$61.18
H	42"	42"	35 13/16"–37 3/8"	556.55.370	\$63.30	556.55.770	\$63.30



SKY CUTLERY TRAYS



TRAY FOR 21 11/16" DEEP DRAWER

- Trimmable depth: 20 1/2"–21 1/4"

Material

Polystyrene



Size	Cabinet width (face frame)	Cabinet width (frameless)	Trimmable width	Slate Gray	Textured White	SRP/pc.
D	21"	18"	14 3/16"–15 3/4"	556.55.383	556.55.783	\$27.44
F	27"	24"	20 1/16"–22 13/16"	556.55.386	556.55.786	\$31.66
G	-	36"	31 7/8"–33 7/16"	556.55.389	556.55.789	\$63.30
H	42"	42"	35 13/16"–37 3/8"	556.55.390	556.55.790	\$67.50

DIVIDER

- W x D: 6 11/16" x 1 5/8"

Material

Plastic

Supplied With

3 pcs.



	Slate Gray	SRP/pc.	Textured White	SRP/pc.
	556.55.399	\$12.37	556.55.799	\$13.00

CUTLERY TRAYS

CUTLERY TRAY

- With large compartments
- Material thickness: 2 mm
- H x D: 2 1/4" x 18"-21 1/4"

Material

Plastic; Color: white gloss



Tray width min.	Tray width max.	Item No.	SRP/pc.
11 1/4"	13 3/4"	556.64.730	\$24.72
13 1/4"	15 3/4"	556.64.740	\$33.16
15 1/4"	17 3/4"	556.64.750	\$34.34
19 1/4"	21 3/4"	556.64.770	\$41.22

CUTLERY TRAY

- Can be trimmed to fit drawer
- For drawer inside depth: 18"-21 1/4"
- For drawer inside width: 7 1/4"-21 3/4"
- Material thickness: 2 mm
- H x D: 2 1/4" x 18" to 21 1/4"

Material

Plastic; Color: white gloss



Tray width min.	Tray width max.	Item No.	SRP/pc.
7 1/4"	9 3/4"	556.61.710	\$22.22
9 1/4"	11 3/4"	556.61.720	\$25.18
11 1/4"	13 3/4"	556.61.730	\$28.14
13 1/4"	15 3/4"	556.61.740	\$25.16
15 1/4"	17 3/4"	556.61.750	\$26.78
17 1/4"	19 3/4"	556.61.760	\$44.74
19 1/4"	21 3/4"	556.61.770	\$41.76


SPICE DRAWER INSERTS



SPICE DRAWER INSERT

- Can be trimmed to fit drawers up to 51 1/8"
- For storage of average sized spice jars
- Required minimum inside drawer height: 3 1/4"
- Material thickness: 3 mm
- D x W: 51 1/8" x 21 5/8"


Material
Plastic



Silver, textured



White gloss



Maple, matt

Color	Item No.	SRP/pc.
maple, matt	556.79.306	\$170.88
silver, textured	556.79.506	\$158.20
white gloss	556.79.706	\$160.74

DRAWER INSERTS

- These shallow inserts offer all the storage you need
- Drawer inserts can be trimmed with a circular saw to the measurements indicated by the broken line

Note

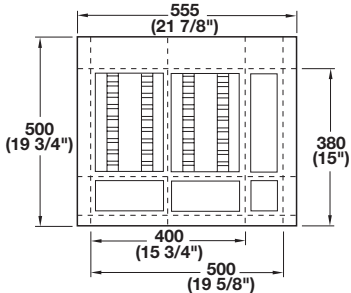
Fixed dimensions: starting at 100 pcs., no extra charge.

DRAWER INSERT, FLAT

- With partitions for small items
- Height: 1 1/8"

Material

Polystyrene



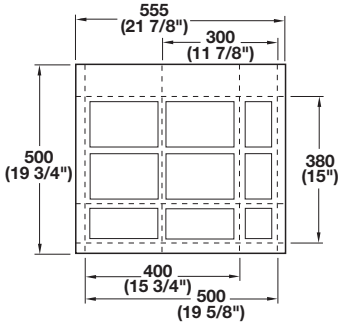
Color	Item No.	SRP/pc.
white gloss	556.66.763	\$48.48

DRAWER INSERT, FLAT

- With partitions for utensils
- Height: 1 1/8"

Material

Polystyrene



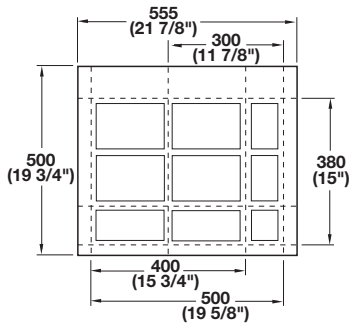
Color	Item No.	SRP/pc.
white gloss	556.66.754	\$49.68

DRAWER INSERT, DEEP

- With partitions for utensils
- Height: 2 1/8"

Material

Polystyrene



Color	Item No.	SRP/pc.
white gloss	556.66.727	\$54.92

DRAWER AND SHELF LINERS

FLOCK NON-SLIP MAT



- Luxurious, velvety finish
- Noise-dampening and vibration resistant
- Cut-to-size non-slip mats prevent sliding or movement of items on shelves, drawers, etc.
- W x L: 23 1/4" x 46 1/16"

Material

Face: Flock, Back: Polystyrene

Note

Sold in sheets.



Color	Item No.	SRP/pc.
anthracite gray	547.94.385	\$128.98
black	547.94.485	\$133.36

FELT CLOTH


- For lining the drawer bottom; self-adhesive
- Prevents tarnish
- W x L: 23" x 36"

Material


Felt



Green



Brown



Maroon



Black



Color	Item No.	SRP/pc.
green	891.22.000	\$73.06
brown	891.22.100	\$74.54
maroon	891.22.110	\$74.54
black	891.22.300	\$72.56





SAME SPACES. TOTALLY NEW STORAGE PLACES.

Designing a kitchen is sometimes a journey of discovery, one which can reveal places for storing things you have never considered. It's like hitting the kitchen design jackpot. The backsplash, countertop and open shelving are all storage solutions which you can and should explore with us.

CONTENTS

SMARTCUBE.....	147-148
YOUK	149-150
BACKSPLASH RAILING SYSTEMS.....	151-152
KITCHEN RAIL SYSTEM.....	153-154
COUNTERTOP SUPPORTS	155
SHELF SUSPENSION & RAIL SYSTEMS.....	156
DOCKING DRAWER.....	157-158

SMARTCUBE

- Shelf system offering countless possible configurations and design possibilities
- Length: 98 7/16"

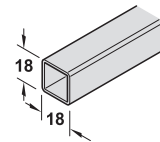



RAILS

- Without support for vertical strut

Material

Aluminum



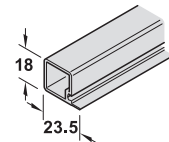

Finish	Item No.	SRP/pc.
stainless steel colored	793.05.014	\$62.62
black	793.05.314	\$62.62

RAILS

- With support on one side

Material

Aluminum



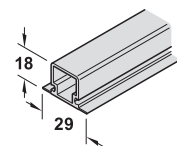

Finish	Item No.	SRP/pc.
stainless steel colored	793.05.024	\$64.88
black	793.05.324	\$63.86

RAILS

- With support on both sides

Material

Aluminum



Finish	Item No.	SRP/pc.
stainless steel colored	793.05.034	\$71.58
black	793.05.334	\$71.58

SMARTCUBE



CONNECTORS

- 3-sided
- For basic shelf system

Material
Aluminum



Finish	Item No.	SRP/pc.
stainless steel colored	793.05.080	\$23.46
black	793.05.380	\$24.02

CONNECTORS

- 4-sided
- For multi-level shelf system

Material
Aluminum



Finish	Item No.	SRP/pc.
stainless steel colored	793.05.081	\$25.82
black	793.05.381	\$25.82

GASKET

- For noise reduction between shelf and rails
- Length: 656' 2"

Material
Plastic, transparent



	Item No.	SRP/pc.
	793.05.995	\$466.62

CONNECTORS

- 4-sided
- For multi-level shelf system

Material
Aluminum



Finish	Item No.	SRP/pc.
stainless steel colored	793.05.082	\$25.82
black	793.05.382	\$25.82

CONNECTORS

- 5-sided
- For multi-level shelf system

Material
Aluminum



Finish	Item No.	SRP/pc.
stainless steel colored	793.05.083	\$38.28
black	793.05.383	\$38.28

ASSEMBLY HARDWARE

- 4-sided
- For multi-level shelf system

Supplied With

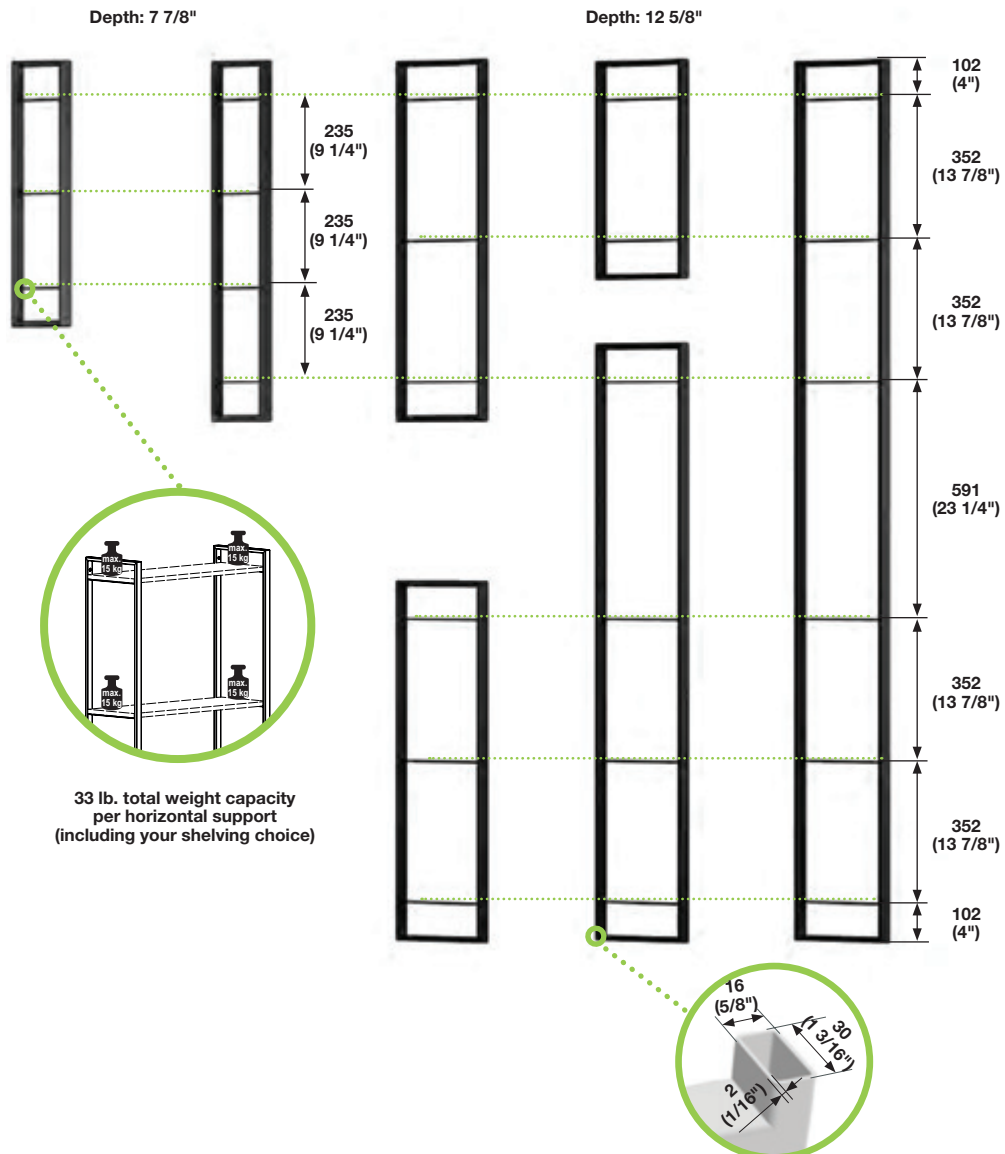
24 Countersunk head screws, self-tapping, M5 x 9/16"
2 Hospa chipboard screws with countersunk head, 3/16" x 2 3/16"
2 Universal wall plugs, UX6 x 1 15/16"
2 Cover caps

Finish	Item No.	SRP/pc.
stainless steel colored	793.05.997	\$21.06
black	793.05.996	\$21.06

YouK

KESSEBÖHMER

- For use with customer supplied wood shelves
- Contemporary upright design
- Simple, logical grids for effortless planning and installation
- Welded frame connections provide clean lines without divisions
- Extremely easy assembly with just a few steps
- Use in living spaces, kitchens and offices as a wall unit or in bathrooms for extra storage



YouK



YouK LADDERS

- Rail thickness: 1 3/16"
- Depth: 12 5/8"
- Inside opening depth: 11 5/16"

Material

Steel

Supplied With

1 Ladder
2 Cover caps



Height	Champagne	SRP/pc.	Jet Black	SRP/pc.
21 5/8"	793.20.401	\$92.08	793.20.301	\$118.50
35 5/8"	793.20.402	\$106.40	793.20.302	\$137.80
59"	-	-	793.20.303	\$161.98
87"	-	-	793.20.304	\$222.42

YouK LADDERS

- Depth: 7 7/8"
- Inside opening depth: 6 5/8"

Material

Steel; Finish: jet black

Supplied With

1 Ladder
2 Cover caps

Height	Item No.	SRP/pc.
26 3/8"	793.20.310	\$116.08
35 5/8"	793.20.311	\$137.84

ADJUSTABLE FOOT

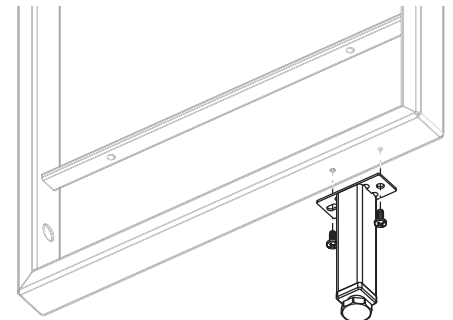
- For ladder depth: 12 5/8"
- Height: 4"

Material

Steel

Supplied With

1 Foot
2 Screws



Finish	Item No.	SRP/pc.
jet black	793.20.390	\$31.46

BACKSPLASH RAILING SYSTEM

KESSEBÖHMER

- Tasteful and efficient open storage for all you want to display and use in the kitchen
- Easy to clean rail with concealed screw attachment
- Individual components can be positioned separately
- Rails can be cut and connected together with supplied connectors



RAIL

Material

Plastic; Color: gray; Cover: Stainless Steel

Supplied With

Rail, Cover, Fastening material



Length	Item No.	SRP/pc.
23 5/8"	521.60.606	\$153.94
35 1/2"	521.60.609	\$181.06
47 1/4"	521.60.612	\$217.30
59 1/16"	521.60.615	\$244.44

MULTI-PURPOSE SHELF

- W x D x H: 17 3/8" x 6" x 10 7/8"

Material

Steel, plated




Finish	Item No.	SRP/pc.
nickel matt/stainless steel	521.61.620	\$198.08

RAIL

- With 6 hooks
- Length: 15"

Material

Steel, plated



Finish	Item No.	SRP/pc.
nickel matt	521.61.600	\$90.62

PAPER TOWEL HOLDER

- Fits standard 11" rolls
- W x D x H: 13 7/8" x 6" x 10"

Material

Steel, plated



Finish	Item No.	SRP/pc.
nickel matt	521.61.611	\$147.24

BACKSPLASH RAILING SYSTEM

- Storage can be art with this beautifully functional storage system



SPICE RACK, WITH 2 SHELVES

- For spice jars maximum Ø x H:
2 3/8" x 4 3/8"
- W x D x H: 15" x 3 1/8" x 10 7/8"

Material

Steel, plated




Finish	Item No.	SRP/pc.
nickel matt/stainless steel	521.61.625	\$242.34

KNIFE HOLDER

- For 8 knives
- W x D x H: 15" x 3 1/8" x 10"

Material

Steel, plated; Knife block: Beech



Finish	Item No.	SRP/pc.
nickel matt	521.61.633	\$280.02

LID HOLDER

- Holds 2 pan lids
- W x D x H: 4 1/2" x 3 1/8" x 10"

Material

Steel, plated



Finish	Item No.	SRP/pc.
nickel matt	521.61.630	\$215.16

COOKBOOK HOLDER

- W x D x H: 17 3/8" x 1 7/8" x 12 1/2"

Material

Steel, plated



Finish	Item No.	SRP/pc.
nickel matt/stainless steel	521.61.627	\$240.08

WINE BOTTLE / GLASS SHELF

- Holds up to 3 wine bottles and 4 glasses
- W x D x H: 15" x 7 1/2" x 10 7/8"

Material

Steel, plated



Finish	Item No.	SRP/pc.
nickel matt/stainless steel	521.61.626	\$285.66

KITCHEN RAIL SYSTEM

- Add beauty, personality and storage potential to your kitchen countertop
- Installs along the front or on top of the countertop or can be wall mounted



TUBULAR RAIL

- Ø5/8" seamless tubing
- Length: 59 1/16"

Material
Steel



Finish	Item No.	SRP/pc.
chrome polished	522.00.236	\$112.02
stainless steel	522.40.015	\$157.76

ELBOW SECTION 90°

- Ø5/8" seamless tubing

Material
Steel



Finish	Item No.	SRP/pc.
stainless steel	522.41.010	\$85.56

RAILING POST

- Press-fit

Material
Zinc



Finish	Item No.	SRP/pc.
chrome polished	522.02.212	\$34.68

RAILING POST

- Press-fit

Material
Zinc



Finish	Item No.	SRP/pc.
stainless steel	522.42.000	\$53.18

KITCHEN RAIL SYSTEM

ACCESSORIES

- Bring character to your kitchen with these fashionable rail system accessories

DECORATIVE END CAP

- With profile-style head
- Plugs into kitchen rails

Material

Brass; Sleeve: Plastic



Cap/Sleeve	Item No.	SRP/pc.
chrome polished/white	522.03.237	\$21.72

DECORATIVE END CAP

- With flat head
- Plugs into kitchen rails

Material

Brass; Sleeve: Plastic



Cap/Sleeve	Item No.	SRP/pc.
chrome polished/white	522.03.228	\$18.51

DECORATIVE END CAP

- With flat head
- Plugs into kitchen rails

Material

Stainless Steel; Sleeve: Plastic



Cap/Sleeve	Item No.	SRP/pc.
matt/white	522.42.050	\$27.76

DOWEL CONNECTOR

- Plugs into kitchen rails and elbow sections

Material

Plastic



Color	Item No.	SRP/pc.
white	520.72.090	\$4.62

S-HOOK

- Hangs on kitchen rails

Material

Steel



Finish	Item No.	SRP/pc.
chrome polished	522.04.207	\$11.56

COUNTERTOP SUPPORTS

- Increase your countertop area and add personality with these countertop shelf supports
- Maximum distance between supports: 35 1/2"
- Mounts on the countertop



SQUARE ANGLED SUPPORT

- For solid tops
- Slanted 60°
- W x D: 2" x 2"
- Weight capacity: maximum 44 lbs./support

Material

Steel; Finish: stainless steel effect

Supplied With

Mounting hardware



Height	Item No.	SRP/pc.
6 11/16"	505.23.021	\$203.52
7 1/2"	505.23.022	\$203.50
9 1/16"	505.23.023	\$203.50

SQUARE SUPPORT

- For solid tops
- W x D: 2" x 2"
- Weight capacity: maximum 44 lbs./support

Material

Steel; Finish: stainless steel effect

Supplied With

Mounting hardware



Height	Item No.	SRP/pc.
6 11/16"	505.23.001	\$122.96
7 1/2"	505.23.002	\$122.84
9 1/16"	505.23.003	\$122.84

ROUND SUPPORT

- For solid tops
- Ø x H: 2" x 9 1/16"
- Weight capacity: maximum 44 lbs./support

Material

Steel
Finish: stainless steel effect

Supplied With

Mounting hardware



Item No.	SRP/pc.
505.24.003	\$203.52

SUPPORT

- Mounts on the countertop
- Weight capacity: 55 lbs.
- Height: 6 5/8"

Material

Aluminum
Finish: silver,
matt anodized

Supplied With

Mounting hardware



Item No.	SRP/pc.
505.14.926	\$161.48

SUPPORT

- Side mount
- Weight capacity: 110 lbs.
- Height: 12 3/4"

Material

Aluminum
Finish: silver,
matt anodized

Supplied With

Mounting hardware



Item No.	SRP/pc.
505.14.956	\$171.40

SHELF SUSPENSION AND METAL RAIL SYSTEMS



BETA SHELF SUSPENSION SYSTEM

- Reclaim your space and add style
- For shelves suspended from the ceiling
- For attachment through wood or glass, a 9/16" hole is required
- Attachment to structural element is required
- Minimum shelf thickness: 3/8"
- Weight capacity: 110 lbs. per rod
- Rod: M8 x 39 3/8"
- Tube Ø: 13/16" x 35 1/4"

Material

Steel/Brass, surface-threaded

Supplied With

Threaded rod, Tube, Upper sleeve, Centering ring, Sleeve nut, Rubber clamping ring

Finish	Item No.	SRP/pc.
chrome	828.50.208	\$224.24
chrome matt	828.50.408	\$225.26




RAIL SYSTEM

- Add substance and charm to your kitchen with our Metal Rail System
- Straight rod and corner rods are inserted through the holes in the posts and are "spliced" inside the post holes

Material

Steel; Finish: polished chrome



Description	Item No.	SRP/pc.
Rod L x Ø: 39 3/8" x 1/4"	522.15.219	\$46.28
Corners, 90° L x H x Ø: 10 1/4" x 10 1/4" x 1/4"	522.16.216	\$46.28

INTERMEDIATE SUPPORTS

- For additional shelves

Material

Brass, electroplated

Supplied With

2 Supports



Finish	Item No.	SRP/pc.
chrome polished	828.50.210	\$53.22
chrome matt	828.50.410	\$53.22

POSTS, KNOCK IN

- Ø x H: 9/16" x 1 11/16"

Material

Zinc; Finish: polished chrome



Description	Item No.	SRP/pc.
Gallery post	522.17.213	\$16.64
End post	522.17.222	\$16.64

DOCKING DRAWER BLADE 15 AMP SERIES



DOCKING DRAWER BLADE

- With 2 x AC outlets and 2 x USB-A ports

Material

Metal with Plastic
and Electrical Components



Finish	Model	Item No.	SRP/pc.
black	1514-110B	822.53.359	\$189.00
white	1514-110W	822.53.360	\$189.00
stainless steel	1514-110S	822.53.361	\$189.00

DOCKING DRAWER BLADE

- With 4 x USB-A outlets

Material

Metal with Plastic
and Electrical Components



Finish	Model	Item No.	SRP/pc.
black	1514-120B	822.53.362	\$190.00
white	1514-120W	822.53.363	\$190.00
stainless steel	1514-120S	822.53.364	\$190.00

DOCKING DRAWER BLADE

- With 2 x AC outlets

Material

Metal with Plastic
and Electrical Components



Finish	Model	Item No.	SRP/pc.
black	1514-160B	822.53.371	\$175.00
white	1514-160W	822.53.372	\$175.00
stainless steel	1514-160S	822.53.373	\$175.00

DOCKING DRAWER BLADE

- With 2 x AC outlets
and 2 x USB-C (PD) ports

Material

Metal with Plastic
and Electrical Components



Finish	Model	Item No.	SRP/pc.
black	1514-130B	822.53.365	\$215.00
white	1514-130W	822.53.366	\$215.00
stainless steel	1514-130S	822.53.367	\$215.00

DOCKING DRAWER BLADE DUO 15 AMP SERIES

DOCKING DRAWER BLADE DUO

- With 2 x AC outlets, 2 x USB-C (PD) ports and 4 x USB-A ports

Material

Metal with Plastic and Electrical Components



Finish	Model	Item No.	SRP/pc.
black	1514-232B	822.53.350	\$295.00
white	1514-232W	822.53.351	\$295.00
stainless steel	1514-232S	822.53.352	\$295.00

DOCKING DRAWER BLADE DUO

- With 2 x AC outlets, 2 x USB-A ports and 4 x USB-A ports

Material

Metal with Plastic and Electrical Components



Finish	Model	Item No.	SRP/pc.
black	1514-212B	822.53.353	\$280.00
white	1514-212W	822.53.354	\$280.00
stainless steel	1514-212S	822.53.355	\$280.00

DOCKING DRAWER BLADE DUO

- With 4 x AC outlets

Material

Metal with Plastic and Electrical Components



Finish	Model	Item No.	SRP/pc.
black	1514-266B	822.53.368	\$245.00
white	1514-266W	822.53.369	\$245.00
stainless steel	1514-266S	822.53.370	\$245.00

DESIGNER COVER PLATES

- Brushed brass finish
- Available for Blade and Blade Duo



Version	Item No.	SRP/pc.
Plate for Blade	822.53.197	\$16.50
Plate for Blade Duo	822.53.193	\$24.00

LOOX REFERENCE GUIDE - COMPLIANCE WITH ELECTRICAL CODES

Häfele is committed to producing, marketing and selling products that meet or exceed all relevant safety standards for the industry.

Loox lighting products are designed and manufactured to achieve the most relevant standard in the United States, as defined by Underwriters Laboratory (UL), UL2108 (Standard for Safety Low Voltage Lighting Systems). All Häfele branded Loox low voltage lighting products are UL listed to the 2108 standard as components and together as a system.

- UL2108 applies to low voltage lighting systems and components intended for permanent installation and use in locations following the National Electrical Code (NEC), NFPA 70, Article 411 (Lighting Systems Operating at 30 Volts or Less and Lighting Equipment Connected to Class 2 Power Sources)
- The UL2108 listing of Loox low voltage lighting products is also relevant when our customers want to comply with other standards such as UL962 for residential and commercial furnishings, UL970 for commercial display cases and UL1286 for office furnishings. These standards are only referenced as examples and are not meant to be an exhaustive list of potential requirements to consider in applying low voltage lighting systems.
- Compliance with relevant standards and codes is the responsibility of our customers when using the Häfele Loox low voltage lighting systems, and it is the installer's responsibility to ensure the lighting is applied correctly, safely and in compliance with all applicable codes.
- Many local electrical code interpretations exist in the United States, and it is advisable to proactively understand these nuances before installing low voltage lighting in construction or furniture products.
- In jurisdictions where the NEC Article 410 (Luminaires, Lampholders and Lamps) applies, care must be taken in selecting the correct placement and/or luminaire. Consider the following points in particular when using luminaires in a clothes closet:
 - All Häfele Loox luminaires are suitable for use in the clothes closet spaces, provided installation satisfies the required location constraints of NEC Article 410.16C (Luminaires in Clothes Closets-Location).
 - LED strip lights must always be installed within a linear profile with a lens and endcaps to ensure that the LED light source is enclosed and cannot be contacted.
 - If luminaires are to be installed in a location that may place them in direct contact with items stored in the closet or storage space, they are required to pass an additional test under the standard UL1598 (Standard for Safety- Luminaires). This is an additional requirement contained in the UL2108 listing, which as previously outlined, is the general certification making the luminaires suitable for installation in the storage area of a clothes closet.
 - The Häfele Loox low voltage lighting system has the following families of product that meet the additional UL1598 test standard for more flexible use within closet or storage space:

Linear luminaire models	Puck style luminaire models
Model 2060	Model 2020
Model 2061	Model 2022
Model 2065	Model 2023
Model 2068	Model 2040
Model 2070	Model 2050
Model 2077	Model 2051
Model 3040	Model 2090
Model 3041	Model 3023
Model 3042	Model 3025
Model 3044	Model 3035
Model 3045	Model 3036
Model 3047	Model 3090
Model 3048	Model 3094
Model 3049	
Model 3050	
Model 3051	

- The Häfele Loox Adjustable Shelf Light System is UL listed under the UL2108 standard. Per NEC 411.6C (Low-Voltage Lighting Systems, Secondary Circuits, Bare Conductors), our bare low voltage conductor (bus bar) is specifically listed for installation in locations lower than the code required 7-foot height.

This information is provided to you as a Reference Guide, not an authoritative body of work. Compliance with relevant Standards and Codes is the responsibility of our customers when using the Häfele Loox low voltage lighting systems, and it is the installer's responsibility to ensure the lighting is applied correctly, safely and in compliance with all applicable codes.

INDEX

ITEM NO.	PAGE NO.	ITEM NO.	PAGE NO.	ITEM NO.	PAGE NO.	ITEM NO.	PAGE NO.	ITEM NO.	PAGE NO.
251.79.600	14	502.43.520	40	503.11.545	46	503.14.782	47	504.69.716	113
356.25.330	130	502.43.547	41	503.11.556	46	503.14.784	47	504.69.717	113
421.23.000	84	502.47.183	53	503.11.558	46	503.14.785	47	504.69.722	113
421.46.958	82	502.51.915	42	503.11.703	33	503.15.221	29	504.69.723	113
421.48.021	81	502.56.220	27	503.11.713	33	503.15.222	30	504.69.732	113
421.48.381	81	502.56.222	27	503.11.727	34	503.15.223	29	504.69.733	113
421.48.431	81	502.56.230	27	503.11.732	46	503.15.224	30	504.69.734	113
421.48.481	81	502.56.241	28	503.11.735	46	503.15.231	29	504.69.735	113
421.48.531	81	502.56.242	28	503.11.745	46	503.15.365	54	504.69.736	113
421.48.581	81	502.56.820	27	503.11.756	46	503.15.721	29	504.69.737	113
421.48.631	81	502.56.822	27	503.11.758	46	503.15.722	30	504.69.742	113
421.48.681	81	502.56.830	27	503.11.990	39	503.15.723	29	504.69.743	113
421.48.781	81	502.56.841	28	503.11.991	39	503.15.724	30	504.69.812	113
421.48.881	81	502.56.842	28	503.12.721	38	503.15.731	29	504.69.813	113
421.48.981	81	502.56.920	27	503.12.722	45	503.15.765	54	504.69.814	113
421.48.991	81	502.56.922	27	503.12.733	45	503.15.821	29	504.69.815	113
421.50.000	82	502.56.930	27	503.12.735	45	503.15.822	30	504.69.816	113
421.50.756	82	502.56.941	28	503.12.746	45	503.15.823	29	504.69.817	113
421.50.761	82	502.56.942	28	503.12.748	45	503.15.824	30	504.69.822	113
431.01.710	85	502.56.998	27	503.12.749	45	503.15.831	29	504.69.823	113
431.01.711	85	502.56.999	27	503.12.750	45	503.15.865	54	504.69.832	113
431.01.800	85	502.62.014	51	503.12.760	37	503.70.922	25	504.69.833	113
431.01.810	85	502.62.114	51	503.12.762	37	503.70.945	26	504.69.834	113
431.01.820	85	502.56.710	51	503.12.764	37	503.70.990	26	504.69.835	113
433.17.753	84	502.56.759	52	503.12.767	37	503.70.991	26	504.69.836	113
433.19.043	84	502.56.250	28	503.12.777	37	503.88.121	28, 43	504.69.837	113
433.19.044	84	502.56.850	28	503.12.784	38	503.88.124	28	504.69.842	113
433.19.455	84	502.56.950	28	503.12.787	38	503.88.189	28, 30	504.69.843	113
433.25.114	84	502.70.252	42	503.12.797	38	503.88.521	28, 43	504.69.912	113
433.30.000	84	502.70.522	40	503.13.533	34	503.88.524	28	504.69.913	113
433.30.001	84	502.70.930	24	503.13.540	35	503.88.589	28, 30	504.69.914	113
443.17.090	109	502.70.980	24	503.13.541	35	503.88.589	48	504.69.915	113
443.17.095	109	502.71.755	42	503.13.544	35	503.88.721	28, 43, 44	504.69.916	113
443.17.096	109	502.72.701	55	503.13.547	35	503.88.724	28, 44	504.69.917	113
443.17.101	109	502.72.702	55	503.13.554	36	503.88.789	28, 30	504.69.922	113
443.17.102	109	502.72.705	56	503.13.557	36	503.88.852	48	504.69.923	113
443.17.107	109	502.72.990	56	503.13.558	36	503.88.853	48	504.69.932	113
443.17.108	109	502.72.993	56	503.13.566	36	503.88.862	48	504.69.933	113
443.17.113	109	502.73.900	25	503.13.571	36	503.88.863	48	504.69.934	113
443.17.114	109	502.73.903	25	503.13.706	38	503.88.990	43	504.69.935	113
443.17.119	109	502.73.991	26	503.13.733	34	503.88.991	43	504.69.936	113
443.17.290	109	502.73.992	26	503.13.740	35	503.88.992	43	504.69.937	113
443.17.295	109	502.74.212	23	503.13.741	35	503.88.999	43	504.69.942	113
443.17.296	109	502.74.222	23	503.13.744	35	504.20.190	112	504.69.943	113
443.17.301	109	502.74.252	24	503.13.747	35	504.20.191	112	505.03.232	124
443.17.302	109	502.74.571	23	503.13.754	36	504.20.199	112	505.04.210	123
443.17.307	109	502.74.573	24	503.13.757	36	504.20.900	112	505.04.419	123
443.17.308	109	502.74.812	23	503.13.758	36	504.69.512	113	505.04.704	123
443.17.313	109	502.74.813	23	503.13.766	36	504.69.513	113	505.04.722	123
443.17.314	109	502.74.852	24	503.13.771	36	504.69.514	113	505.14.926	164
443.17.319	109	502.74.900	24, 40	503.13.890	39	504.69.515	113	505.14.956	164
443.17.321	109	502.94.000	53	503.13.891	39	504.69.516	113	505.15.200	165
443.17.322	109	503.00.520	31	503.13.892	39	504.69.517	113	505.15.201	165
443.17.323	109	503.00.521	32	503.13.893	39	504.69.522	113	505.15.210	165
443.18.900	110	503.00.522	32	503.13.990	39	504.69.523	113	505.15.211	165
443.18.901	110	503.00.523	32	503.13.991	39	504.69.532	113	505.15.400	165
443.18.902	110	503.08.131	44	503.13.992	39, 43	504.69.533	113	505.15.401	165
502.12.023	51	503.08.132	44	503.13.993	39	504.69.534	113	505.15.410	165
502.12.041	51	503.08.142	44	503.13.994	39	504.69.535	113	505.15.411	165
502.12.729	51	503.08.143	44	503.13.995	39	504.69.536	113	505.15.600	165
502.15.033	53	503.08.144	44	503.13.996	39	504.69.537	113	505.15.601	165
502.15.115	26	503.08.145	44	503.13.998	49	504.69.542	113	505.15.610	165
502.15.116	26	503.11.503	33	503.14.700	49	504.69.543	113	505.15.611	165
502.15.250	24	503.11.513	33	503.14.750	50	504.69.712	113	505.23.001	164
502.25.500	41	503.11.527	34	503.14.760	50	504.69.713	113	505.23.002	164
502.27.940	41	503.11.532	46	503.14.772	47	504.69.714	113	505.23.003	164
502.30.718	52	503.11.535	46	503.14.773	47	504.69.715	113	505.23.021	164

INDEX

ITEM NO.	PAGE NO.	ITEM NO.	PAGE NO.	ITEM NO.	PAGE NO.	ITEM NO.	PAGE NO.	ITEM NO.	PAGE NO.
505.23.022	164	540.36.207	116	541.39.722	13	543.34.151	87	545.48.860	101
505.23.023	164	540.36.807	116	541.46.197	14	543.34.152	87	545.48.862	101
505.24.003	164	540.42.200	115	541.46.291	16	543.34.251	87	545.59.266	96
505.58.103	117	540.42.800	115	541.46.297	14	543.34.252	87	545.59.267	96
505.58.703	117	540.55.001	121	541.46.597	14	543.34.800	87	545.59.268	96
505.70.200	117	540.55.002	121	541.46.997	14	543.34.830	87	545.59.276	96
510.54.221	103	540.55.991	121	541.56.891	16	543.34.851	87	545.59.277	96
510.54.232	103	540.55.992	121	541.98.160	120	543.34.852	87	545.59.278	96
510.54.921	103	540.57.081	121	541.98.170	119	543.34.930	87	545.59.298	97
510.54.932	103	540.57.082	121	541.98.171	119	543.39.100	120	545.60.165	68
520.06.700	57	541.11.112	15	541.98.172	119	543.39.101	120	545.60.166	68
520.06.701	57	541.11.113	15	541.98.173	119	543.39.102	120	545.60.175	80
520.06.710	60	541.11.152	17	541.98.184	119	545.06.101	89	545.60.175	97
520.06.730	58	541.11.153	17	541.98.187	119	545.06.102	89	545.60.176	80
520.06.740	58	541.11.212	15	541.98.188	119	545.09.800	90	545.60.176	97
520.06.750	59	541.11.213	15	541.98.196	119	545.09.810	90	545.60.177	80
520.06.760	60	541.11.252	17	541.98.199	119	545.09.821	90	545.60.177	97
520.06.770	58	541.11.253	17	542.58.122	18	545.09.832	90	545.60.178	8
520.06.790	57	541.11.263	17	542.58.123	18	545.09.850	91	545.60.178	80
520.06.820	59	541.11.812	15	542.58.125	18	545.09.851	91	545.60.178	97
520.10.009	126	541.11.813	15	542.58.132	18	545.09.852	91	545.60.179	8
520.18.601	115	541.11.852	17	542.58.133	18	545.09.861	92	545.60.208	80
520.18.602	115	541.11.853	17	542.58.135	18	545.09.872	92	545.60.208	97
520.18.701	115	541.17.226	16	542.58.141	18	545.09.890	90	545.60.217	80
520.18.702	115	541.17.227	16	542.58.142	18	545.09.900	90	545.60.217	97
520.39.620	126	541.30.473	5	542.58.144	18	545.09.910	90	545.60.244	80
520.44.500	126	541.30.773	5	542.58.145	18	545.09.921	90	545.60.244	97
520.44.700	126	541.30.973	5	542.58.151	18	545.09.932	90	545.60.253	80
520.72.090	163	541.32.140	3	542.58.152	18	545.09.950	91	545.60.253	97
521.60.606	159	541.32.141	3	542.58.154	18	545.09.951	91	545.60.265	68
521.60.609	159	541.32.145	3	542.58.155	18	545.09.952	91	545.60.266	68
521.60.612	159	541.32.146	3	542.91.112	6	545.09.961	92	545.60.275	80
521.60.615	159	541.32.150	3	542.91.113	6	545.09.972	92	545.60.275	97
521.61.600	160	541.32.151	3	542.91.114	6	545.09.990	90	545.60.276	80
521.61.611	159	541.32.160	3	542.91.812	6	545.17.354	95	545.60.276	97
521.61.620	159	541.32.161	3	542.91.813	6	545.17.356	95	545.60.277	80
521.61.625	160	541.32.440	3	542.91.814	6	545.17.954	95	545.60.277	97
521.61.626	161	541.32.441	3	542.92.212	6	545.17.956	95	545.60.278	8
521.61.627	161	541.32.445	3	542.92.213	6	545.29.108	111	545.60.278	80
521.61.630	160	541.32.446	3	542.92.214	6	545.29.110	111	545.60.278	97
521.61.633	160	541.32.450	3	542.94.402	19	545.29.121	111	545.60.578	8
521.61.635	161	541.32.451	3	542.94.405	19	545.29.122	111	545.60.579	8
521.99.300	122	541.32.460	3	542.94.701	19	545.29.521	111	545.61.232	98
521.99.310	122	541.32.461	3	542.94.703	19	545.29.522	111	545.61.233	98
521.99.320	122	541.32.506	4	542.94.704	19	545.29.708	111	545.61.250	99
521.99.331	122	541.32.740	3	542.94.705	19	545.29.710	111	545.61.262	99
521.99.332	122	541.32.741	3	542.94.711	19	545.29.721	111	545.61.272	99
521.99.333	122	541.32.745	3	542.94.751	19	545.29.722	111	545.78.200	79
521.99.900	122	541.32.746	3	542.94.752	19	545.29.990	111	545.84.280	63
521.99.910	122	541.32.750	3	542.94.754	19	545.47.199	120	545.84.280	67
521.99.920	122	541.32.751	3	542.96.401	20	545.47.212	88	545.84.480	63
521.99.931	122	541.32.760	3	542.96.405	20	545.47.214	88	545.96.000	93
521.99.932	122	541.32.761	3	542.96.701	20	545.47.241	108	545.96.001	93
521.99.933	122	541.32.840	3	542.96.702	20	545.47.243	108	545.96.002	93
522.00.236	162	541.32.841	3	542.96.704	20	545.47.256	88	545.96.003	65
522.02.212	162	541.32.845	3	542.96.705	20	545.47.257	88	545.96.003	93
522.03.228	163	541.32.846	3	542.96.711	20	545.47.258	88	545.96.004	65
522.03.237	163	541.32.850	3	543.17.200	89	545.47.266	88	545.96.004	93
522.04.207	163	541.32.851	3	543.17.201	89	545.47.267	88	545.96.005	65
522.15.219	166	541.32.860	3	543.17.202	89	545.47.268	88	545.96.005	93
522.16.216	166	541.32.861	3	543.17.210	89	545.47.272	108	545.96.006	65
522.17.213	166	541.33.905	4	543.17.211	89	545.47.274	108	545.96.006	93
522.17.222	166	541.39.420	13	543.17.212	89	545.47.275	108	545.96.007	65
522.40.015	162	541.39.421	13	543.19.260	116	545.48.239	102	545.96.007	93
522.41.010	162	541.39.422	13	543.19.280	116	545.48.248	102	545.96.008	65
522.42.000	162	541.39.720	13	543.19.860	116	545.48.260	101	545.96.008	93
522.42.050	163	541.39.721	13	543.19.880	116	545.48.262	101	545.96.009	65

INDEX

ITEM NO.	PAGE NO.	ITEM NO.	PAGE NO.	ITEM NO.	PAGE NO.	ITEM NO.	PAGE NO.	ITEM NO.	PAGE NO.
545.96.009	93	545.96.892	65	546.63.115	94	546.63.834	94	546.92.931	77
545.96.010	65	545.96.900	93	546.63.116	64	546.63.835	64	546.92.932	77
545.96.010	93	545.96.901	93	546.63.132	64	546.63.835	94	546.92.933	77
545.96.011	65	545.96.902	93	546.63.132	94	546.63.836	64	547.12.101	86
545.96.012	65	545.96.903	65	546.63.133	64	546.63.859	94	547.12.102	86
545.96.780	93	545.96.903	93	546.63.133	94	546.63.877	94	547.12.103	86
545.96.781	93	545.96.904	65	546.63.134	64	546.63.878	94	547.12.104	86
545.96.782	93	545.96.904	93	546.63.134	94	546.64.171	76	547.12.111	86
545.96.783	65	545.96.905	65	546.63.135	64	546.64.172	76	547.12.112	86
545.96.783	93	545.96.905	93	546.63.135	94	546.64.173	76	547.12.113	86
545.96.784	65	545.96.906	65	546.63.136	64	546.64.191	76	547.12.114	86
545.96.784	93	545.96.906	93	546.63.159	94	546.64.192	76	547.12.121	86
545.96.785	65	545.96.907	65	546.63.177	94	546.64.193	76	547.12.122	86
545.96.785	93	545.96.907	93	546.63.178	94	546.64.271	76	547.12.123	86
545.96.786	65	545.96.908	65	546.63.202	64	546.64.272	76	547.12.124	86
545.96.786	93	545.96.908	93	546.63.203	64	546.64.273	76	547.12.201	86
545.96.787	65	545.96.909	65	546.63.204	64	546.64.291	76	547.12.202	86
545.96.787	93	545.96.909	93	546.63.205	64	546.64.292	76	547.12.203	86
545.96.788	65	545.96.910	65	546.63.206	64	546.64.293	76	547.12.204	86
545.96.788	93	545.96.910	93	546.63.212	64	546.64.811	75	547.12.211	86
545.96.789	65	545.96.911	65	546.63.212	94	546.64.812	75	547.12.212	86
545.96.789	93	545.96.912	65	546.63.213	64	546.64.813	75	547.12.213	86
545.96.790	65	546.04.000	12	546.63.213	94	546.64.821	75	547.12.214	86
545.96.790	93	546.04.001	9	546.63.214	64	546.64.822	75	547.12.221	86
545.96.791	65	546.04.002	9, 12	546.63.214	94	546.64.823	75	547.12.222	86
545.96.792	65	546.04.781	9	546.63.215	64	546.64.871	76	547.12.223	86
545.96.800	93	546.04.782	9, 12	546.63.215	94	546.64.872	76	547.12.224	86
545.96.801	93	546.04.790	12	546.63.216	64	546.64.873	76	547.12.801	86
545.96.802	93	546.04.800	12	546.63.222	64	546.64.891	76	547.12.802	86
545.96.803	65	546.04.801	9	546.63.223	64	546.64.892	76	547.12.803	86
545.96.803	93	546.04.802	9, 12	546.63.224	64	546.64.893	76	547.12.804	86
545.96.804	65	546.04.881	9	546.63.225	64	546.64.911	75	547.12.811	86
545.96.804	93	546.04.882	9, 12	546.63.226	64	546.64.912	75	547.12.812	86
545.96.805	65	546.04.890	12	546.63.232	64	546.64.913	75	547.12.813	86
545.96.805	93	546.04.900	12	546.63.232	94	546.69.200	67	547.12.814	86
545.96.806	65	546.04.901	9	546.63.233	64	546.69.241	66	547.12.821	86
545.96.806	93	546.04.902	9, 12	546.63.233	94	546.69.242	66	547.12.822	86
545.96.807	65	546.17.268	8	546.63.234	64	546.69.243	66	547.12.823	86
545.96.807	93	546.17.408	7	546.63.234	94	546.69.244	66	547.12.824	86
545.96.808	65	546.17.417	7	546.63.235	64	546.75.204	68	547.51.218	115
545.96.808	93	546.17.908	7	546.63.235	94	546.75.213	68	547.51.227	115
545.96.809	65	546.17.917	7	546.63.236	64	546.76.220	63	547.51.236	115
545.96.809	93	546.31.801	105	546.63.259	94	546.76.220	67	547.51.245	115
545.96.810	65	546.31.852	107	546.63.277	94	546.76.420	63	547.51.254	115
545.96.810	93	546.31.863	106	546.63.278	94	546.86.200	67	547.51.263	115
545.96.811	65	546.31.881	107	546.63.532	64	546.86.210	67	547.90.412	145
545.96.812	65	546.32.801	107	546.63.532	94	546.92.281	78	547.90.491	145
545.96.880	93	546.32.811	106	546.63.533	64	546.92.282	78	547.90.509	145
545.96.881	93	546.60.478	8	546.63.533	94	546.92.283	78	547.90.521	145
545.96.882	93	546.60.479	8	546.63.534	64	546.92.581	78	547.90.719	145
545.96.883	65	546.62.810	63	546.63.534	94	546.92.582	78	547.90.761	145
545.96.883	93	546.62.811	63	546.63.559	94	546.92.583	78	547.90.901	145
545.96.884	65	546.62.812	63	546.63.578	94	546.92.781	78	547.90.919	145
545.96.884	93	546.62.813	63	546.63.812	64	546.92.782	78	547.91.550	104
545.96.885	65	546.62.826	90	546.63.812	94	546.92.783	78	547.91.563	104
545.96.885	93	546.62.910	63	546.63.813	64	546.92.801	77	547.91.703	104
545.96.886	65	546.62.911	63	546.63.813	94	546.92.802	77	547.91.705	104
545.96.886	93	546.62.912	63	546.63.814	64	546.92.803	77	547.92.325	146
545.96.887	65	546.62.913	63	546.63.814	94	546.92.831	77	547.92.326	146
545.96.887	93	546.62.926	90	546.63.815	64	546.92.832	77	547.92.336	146
545.96.888	65	546.63.112	64	546.63.815	94	546.92.833	77	547.92.525	146
545.96.888	93	546.63.112	94	546.63.816	64	546.92.881	78	547.92.526	146
545.96.889	65	546.63.113	64	546.63.832	64	546.92.882	78	547.92.536	146
545.96.889	93	546.63.113	94	546.63.832	94	546.92.883	78	547.92.625	146
545.96.890	65	546.63.114	64	546.63.833	64	546.92.901	77	547.92.626	146
545.96.890	93	546.63.114	94	546.63.833	94	546.92.902	77	547.92.627	146
545.96.891	65	546.63.115	64	546.63.834	64	546.92.903	77	547.92.736	146

INDEX

ITEM NO.	PAGE NO.	ITEM NO.	PAGE NO.	ITEM NO.	PAGE NO.	ITEM NO.	PAGE NO.	ITEM NO.	PAGE NO.
547.93.492	146	553.00.430	30	556.55.790	151	556.87.904	133	557.47.240	132
547.94.385	156	556.48.800	148	556.55.792	151	556.87.921	135	557.47.280	131
547.94.485	156	556.48.801	148	556.55.799	151	556.87.922	135	557.47.290	130
548.10.240	10	556.48.802	148	556.61.710	154	556.87.923	136	557.47.420	131
548.10.241	10	556.48.803	148	556.61.720	154	556.87.924	136	557.47.440	132
548.10.290	11	556.49.250	132	556.61.730	154	556.87.940	129	557.47.480	131
548.10.440	10	556.49.251	132	556.61.740	154	556.87.941	129	557.47.490	130
548.10.441	10	556.49.252	132	556.61.750	154	556.87.950	131	557.47.520	131
548.10.890	11	556.49.450	132	556.61.760	154	556.87.960	139	557.47.580	131
548.11.264	11	556.49.451	132	556.61.770	154	556.87.971	138	557.47.584	132
548.11.266	11	556.49.452	132	556.64.730	154	556.87.972	138	557.47.590	130
548.11.466	11	556.49.550	132	556.64.740	154	556.87.981	137	557.47.701	129
548.11.566	11	556.49.551	132	556.64.750	154	556.87.982	137	557.47.710	129
549.23.502	100	556.49.552	132	556.64.770	154	556.87.990	130	557.47.720	131
549.23.702	100	556.49.750	132	556.66.727	155	556.87.999	140	557.47.740	132
549.60.599	69	556.49.751	132	556.66.754	155	556.88.096	143	557.47.780	131
549.60.901	69	556.49.752	132	556.66.763	155	556.88.200	141	557.47.790	130
549.60.903	69	556.49.850	132	556.79.306	153	556.88.210	142	557.47.801	129
549.60.906	69	556.49.851	132	556.79.506	153	556.88.220	143	557.47.810	129
549.60.909	69	556.49.852	132	556.79.706	153	556.88.221	143	557.47.820	131
549.60.911	69	556.53.400	152	556.87.202	134	556.88.230	144	557.47.840	132
549.60.990	70	556.53.401	152	556.87.203	133	556.88.231	144	557.47.880	131
549.64.186	71	556.53.402	152	556.87.204	133	556.88.700	141	557.47.890	130
549.64.196	71	556.53.403	152	556.87.211	134	556.88.710	142	557.59.112	83
549.64.204	70	556.53.404	152	556.87.240	129	556.88.720	143	557.59.113	83
549.64.205	70	556.53.405	152	556.87.250	131	556.88.721	143	557.59.115	83
549.64.206	70	556.53.406	152	556.87.260	139	556.88.730	144	557.59.117	83
549.64.214	70	556.53.407	152	556.87.290	130	556.88.731	144	557.59.122	83
549.64.215	70	556.53.408	152	556.87.399	74	556.91.211	134	557.59.123	83
549.64.216	70	556.53.409	152	556.87.399	130	556.91.222	134	557.59.125	83
549.64.224	70	556.53.510	152	556.87.402	134	556.91.223	134	557.59.127	83
549.64.225	70	556.53.511	152	556.87.403	133	556.91.240	140	557.59.132	83
549.64.226	70	556.53.512	152	556.87.404	133	556.91.250	140	557.59.133	83
549.64.234	70	556.53.513	152	556.87.411	134	556.91.280	139	557.59.135	83
549.64.235	70	556.53.514	152	556.87.440	129	556.91.411	134	557.59.137	83
549.64.236	70	556.53.515	152	556.87.450	131	556.91.422	134	557.59.142	83
549.64.244	70	556.53.516	152	556.87.460	139	556.91.423	134	557.59.143	83
549.64.245	70	556.53.517	152	556.87.490	130	556.91.440	140	557.59.145	83
549.64.246	70	556.53.518	152	556.87.502	134	556.91.450	140	557.59.147	83
549.64.254	70	556.53.519	152	556.87.503	133	556.91.480	139	574.90.001	118
549.64.255	70	556.55.361	150	556.87.504	133	556.91.511	134	574.90.101	118
549.64.256	70	556.55.362	150	556.87.511	134	556.91.522	134	574.90.301	118
549.64.586	71	556.55.363	150	556.87.540	129	556.91.523	134	574.90.409	118
549.64.596	71	556.55.364	150	556.87.550	131	556.91.540	140	574.90.601	118
549.64.786	71	556.55.365	150	556.87.560	139	556.91.550	140	574.93.010	118
549.64.796	71	556.55.366	150	556.87.590	130	556.91.580	139	574.93.100	118
550.13.398	73	556.55.369	150	556.87.601	134	556.91.611	134	574.93.110	118
550.13.701	73	556.55.370	150	556.87.602	134	556.91.622	134, 143	574.93.400	118
550.13.711	72	556.55.372	150	556.87.603	133	556.91.623	134, 143	574.93.410	118
550.13.731	72	556.55.383	151	556.87.604	133	556.91.640	140	574.93.600	118
550.13.741	73	556.55.386	151	556.87.621	135	556.91.650	140	574.93.610	118
550.13.761	74	556.55.389	151	556.87.622	135	556.91.680	139	574.93.700	118
550.13.771	72	556.55.390	151	556.87.623	136	556.91.911	134	574.93.710	118
550.13.781	72	556.55.392	151	556.87.624	136	556.91.922	134, 143	732.06.790	146
550.13.793	74	556.55.399	151	556.87.640	129	556.91.923	134, 143	828.50.208	166
550.13.794	74	556.55.761	150	556.87.641	129	556.91.940	140	828.50.210	166
550.13.795	73	556.55.762	150	556.87.650	131	556.91.950	140	828.50.408	166
550.13.801	73	556.55.763	150	556.87.660	139	556.91.980	139	828.50.410	166
550.13.811	72	556.55.764	150	556.87.671	138	556.92.031	139	888.00.015	125
550.13.831	72	556.55.765	150	556.87.672	138	556.92.321	139	888.00.024	125
550.13.841	73	556.55.766	150	556.87.681	137	556.99.104	149	891.22.000	156
550.13.861	74	556.55.769	150	556.87.682	137	556.99.107	149	891.22.100	156
550.13.871	72	556.55.770	150	556.87.690	130	556.99.114	149	891.22.110	156
550.13.881	72	556.55.772	150	556.87.699	140	556.99.117	149	891.22.300	156
550.13.893	74	556.55.783	151	556.87.901	134	557.47.130	132		
550.13.894	74	556.55.786	151	556.87.902	134	557.47.150	132		
550.13.895	73	556.55.789	151	556.87.903	133	557.47.220	131		

EASIER TO ACCESS. EASIER TO USE.



We know you're always on the go and may not always be using a desktop or laptop to access our website. And that's exactly why our site has been updated with you in mind.

- Improved user experience on any device
- More robust, intuitive navigation
- Updated category displays include more information
- Login and shop on mobile, tablet, desktop or all three!

A NOTE ABOUT SUSTAINABILITY

Häfele America Co. strives to be a good corporate citizen by acknowledging that our actions — from how our products are sourced and manufactured to how we conduct our operations and beyond — have a direct impact on our local surroundings as well as the industries we serve. As part of those efforts our customers may notice fewer available printed copies of this catalog and a push toward digital access for product and technical information. You've already chosen to join us in business. Please also join us now in fostering responsible sustainability.

STANDARD TERMS AND CONDITIONS OF SALE

All purchases from Häfele America Co. are subject to the Terms and Conditions in effect at the time of shipment. Häfele's Terms and Conditions are set forth on its website, www.hafele.com, and are incorporated herein by reference. Should you not have access to the above web site and wish to obtain a printed copy of the Terms and Conditions, please contact your Häfele Sales Representative and a copy will be sent to you.



HAF-KSC-2022

Häfele America Co. | 3901 Cheyenne Drive | Archdale, NC 27263

Phone: 800 423 3531 | **Fax:** 800 325 6197 | **Showrooms:** New York, Archdale, Los Angeles

www.hafele.com

© & TM Häfele GmbH & Co KG and/or Häfele America Co. Other trademarks referenced are owned by their respective owners. All rights reserved.
Materials, designs and design elements shown herein may be the subject of US and International copyright and other forms of legal protection.